

AMICUS THERAPEUTICS INC.

ISIN: **US03152W1099** WKN: **03152W109**

Overview

2024/05/03 16:24:42

Price
10.5965 USD

Difference  -8.89% (-1.03)

General attributes

ISIN	US03152W1099
Symbol	FOLD
Exchange	London Stock Exchange
Currency	USD
Sector	Chemical / Pharmaceutical / Health
Security type	Stock
Market cap (m)	3,100 EUR
Benchmark	S&P 500

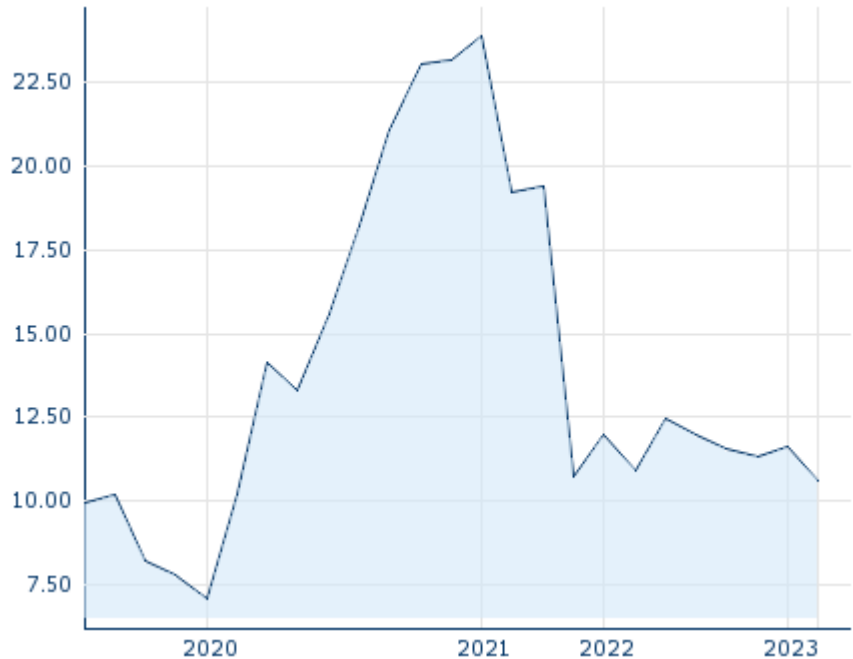
Market data

Bid (Bid size)	-
Ask (Ask size)	-
Open	10.5965 USD
High	10.5965 USD
Low	10.5965 USD
Close (prev. day)	11.63 USD
VWAP	10.59652 USD
Volume (pcs)	1,161
Trading volume	12,302.56
Number of trades	1
Last size	1,161

Futures and Options











Related Futures	-
Related Options	-

5Y



Information about previous performance does not guarantee future performance.
Source: FactSet

Recent research

on sector		on market	
Date		Headline	Download
2024/08/12		Global Equity Ratings	
2024/07/24		Global Equity Ratings	
2024/07/12		Global Equity Ratings	
2024/06/21		Global Equity Ratings	
2024/06/14		Global Equity Ratings	

Details

2024/05/03 16:24:42

Price

10.5965 USD

Difference 📉 -8.89% (-1.03)

General attributes

ISIN	US03152W1099
Symbol	FOLD
Exchange	London Stock Exchange
Currency	USD
Sector	Chemical / Pharmaceutical / Health
Security type	Stock
Market cap (m)	3,100 EUR
Benchmark	S&P 500

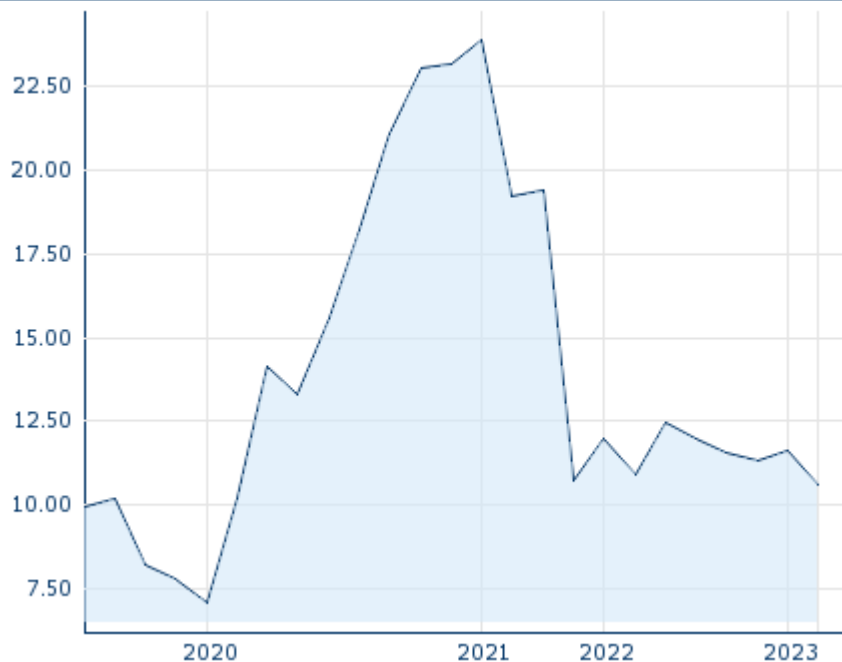
Market data

Bid (Bid size)	-
Ask (Ask size)	-
Open	10.5965 USD
High	10.5965 USD
Low	10.5965 USD
Close (prev. day)	11.63 USD
VWAP	10.59652 USD
Volume (pcs)	1,161
Trading volume	12,302.56
Number of trades	1
Last size	1,161

Performance and Risk

	6m	1Y	3Y
Perf (%)	-	-	-
Perf (abs.)	-	-	-
Beta	1.06	1.21	1.14
Volatility	-	-	3.72

5Y



Information about previous performance does not guarantee future performance.
Source: FactSet

Price data

Ø price 5 days Ø volume 5 days (pcs.)	- USD (-)
Ø price 30 days Ø volume 30 days (pcs.)	- USD (4)
Ø price 100 days Ø volume 100 days (pcs.)	10.5965 USD (30)
Ø price 250 days Ø volume 250 days (pcs.)	10.5965 USD (14)
YTD High date	10.5965 USD (2024/05/03)
YTD Low date	10.5965 USD (2024/05/03)
52 Weeks High date	10.5965 USD (2024/05/03)
52 Weeks Low date	10.5965 USD (2024/05/03)

Arbitrage views

Exchange	Date	Time	Price	Trading volume (mio.)	Number of trades
Tradegate	2024/08/16	22:26	10.40 EUR	0.00	1
Stuttgart	2024/08/16	08:04	10.30 EUR	0.00	3
Nasdaq	2024/08/16	22:00	11.47 USD	30.31	21,465
Munich	2024/08/16	08:07	10.60 EUR	0.00	1
London Stock	2024/05/16	16:24	10.5965 USD	0.01	1

Exchange	03					
Frankfurt	2024/08/ 16	08:06	10.30	EUR	0.00	2
Duesseldorf	2024/08/ 16	19:31	10.20	EUR	0.00	6
Berlin	2024/08/ 16	08:07	10.30	EUR	0.00	3

Company profile

Company Logo



Contact Details

AMICUS THERAPEUTICS INC.

--

Cedar Brook Drive 6 08512 Cranbury, NJ

Telefon: +1 609-662-2000

Fax: +1 609-662-2001

E-mail: info@amicustherapeutics.com

Company Profile

-

Members of Management Board

Michael Raab Chairman of Board of Directors

Eiry Roberts Member of Board of Directors

Burke Whitman Member of Board of Directors

Craig Wheeler Member of Board of Directors

Glenn Sblendorio Member of Board of Directors

Lynn Bleil Member of Board of Directors

Margaret McGlynn Member of Board of Directors

Michael Kelly Member of Board of Directors