

COMERICA INC.

ISIN: US2003401070 WKN: 200340107

Overview

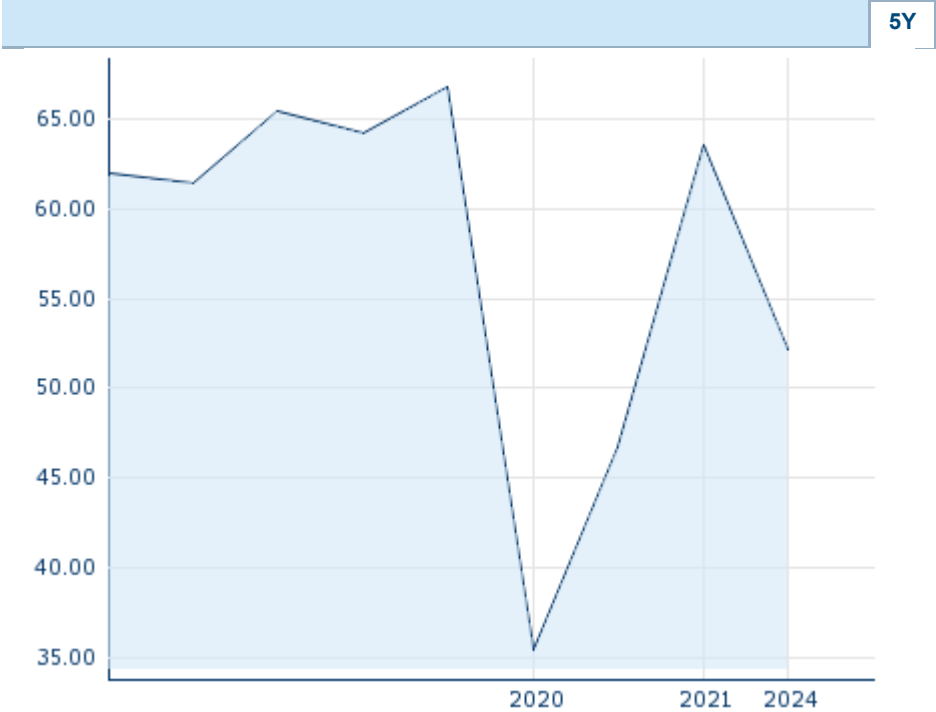
2024/05/03 14:10:45	
Price	52.13 USD
Difference	<div><div></div><div>-18.00% (-11.45)</div></div>

General attributes	
ISIN	US2003401070
Symbol	CMA
Exchange	London Stock Exchange
Currency	USD
Sector	Financial
Security type	Stock
Market cap (m)	6,830 EUR
Benchmark	S&P 500

Market data	
Bid (Bid size)	-
Ask (Ask size)	-
Open	52.13 USD
High	52.13 USD
Low	52.13 USD
Close (prev. day)	63.5761 USD
VWAP	52.13 USD
Volume (pcs)	63,990
Trading volume	3,335,798.70
Number of trades	1
Last size	63,990

Futures and Options	
Related Futures	-
Related Options	-

PDF Downloads	
Company report: COMERICA INC.	<div><div></div></div>




Information about previous performance does not guarantee future performance.
Source: FactSet

Recent research

on sector		on market	
Date		Headline	Download
2024/07/15	<div></div>	Akciové trhy - denní zpráva	<div></div>
2024/07/12	<div></div>	Global Equity Ratings	<div></div>
2024/07/12	<div></div>	Akciové trhy - denní zpráva	<div></div>
2024/07/11	<div></div>	Akciové trhy - denní zpráva	<div></div>
2024/07/10	<div></div>	Akciové trhy - denní zpráva	<div></div>

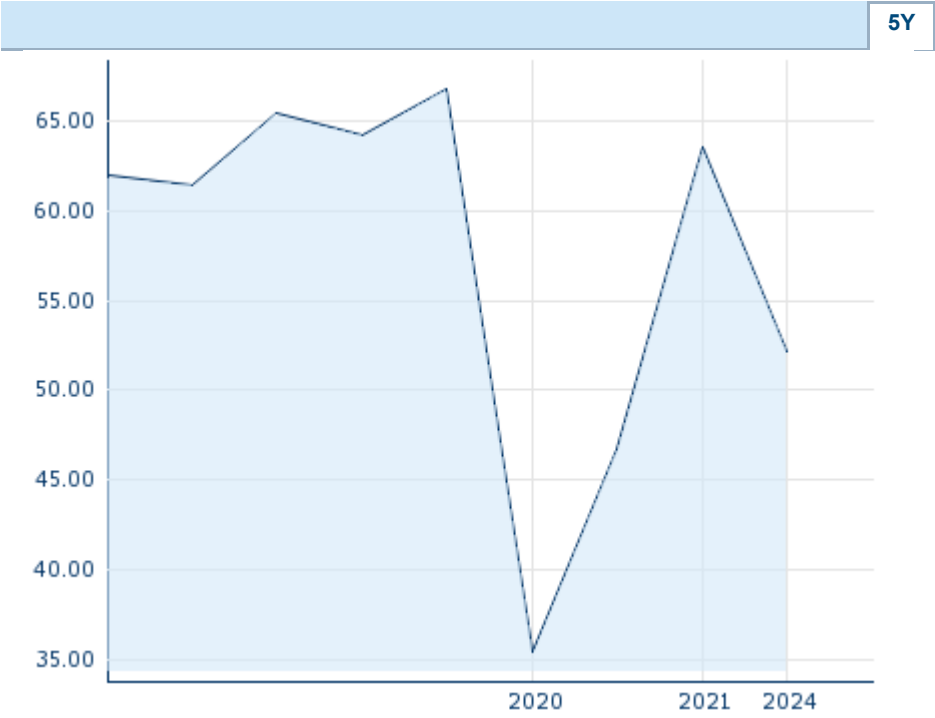
Details

2024/05/03 14:10:45		
Price	52.13 USD	
Difference		-18.00% (-11.45)

General attributes	
ISIN	US2003401070
Symbol	CMA
Exchange	London Stock Exchange
Currency	USD
Sector	Financial
Security type	Stock
Market cap (m)	6,830 EUR
Benchmark	S&P 500

Market data	
Bid (Bid size)	-
Ask (Ask size)	-
Open	52.13 USD
High	52.13 USD
Low	52.13 USD
Close (prev. day)	63.5761 USD
VWAP	52.13 USD
Volume (pcs)	63,990
Trading volume	3,335,798.70
Number of trades	1
Last size	63,990

Performance and Risk			
	6m	1Y	3Y
Perf (%)	-	-	-
Perf (abs.)	-	-	-
Beta	1.02	1.46	1.31
Volatility	-	-	-



Information about previous performance does not guarantee future performance.
Source: FactSet

Price data	
Ø price 5 days Ø volume 5 days (pcs.)	- USD (7)
Ø price 30 days Ø volume 30 days (pcs.)	- USD (2)
Ø price 100 days Ø volume 100 days (pcs.)	52.13 USD (646)
Ø price 250 days Ø volume 250 days (pcs.)	52.13 USD (273)
YTD High date	52.13 USD (2024/05/03)
YTD Low date	52.13 USD (2024/05/03)
52 Weeks High date	52.13 USD (2024/05/03)
52 Weeks Low date	52.13 USD (2024/05/03)

Arbitrage views					
Exchange 	Date	Time	Price	Trading volume (mio.)	Number of trades
Tradegate	2024/07/15	22:26	52.00 EUR	0.00	1
Stuttgart	2024/07/15	21:18	51.50 EUR	0.00	3
NYSE	2024/07/15	22:00	56.14 USD	125.00	28,191
Munich	2024/07/15	08:04	51.00 EUR	0.00	1
London Stock	2024/05/	14:10	52.13 USD	3.34	1

Exchange	03					
Frankfurt	2024/07/15	08:12	51.00	EUR	0.00	1
Duesseldorf	2024/07/15	19:31	51.00	EUR	0.00	6
Berlin	2024/07/15	08:13	51.00	EUR	0.00	1

Company profile

Company Logo



Contact Details

COMERICA INC.

- -

Comerica Bank Tower, 1717 Main Street -
75201 Dallas

Telefon: +1-214-462-6831

Fax: +

E-mail: info@comerica.com

PDF Downloads

Company report: COMERICA INC.



Company Profile

Comerica, Inc. engages in the provision of financial services. It operates through the following segments: Commercial Bank, Retail Bank, Wealth Management, Finance, and Other. The Commercial Bank segment offers various products and services, including commercial loans and lines of credit, deposits, cash management, capital market products, international trade finance, letters of credit, foreign exchange management services, and loan syndication services. The Retail Bank segment includes personal financial services, consisting of consumer lending, consumer deposit gathering and mortgage loan origination, and offers consumer products, including deposit accounts, installment loans, credit cards, student loans, home equity lines of credit, and residential mortgage loans. The Wealth Management segment offers fiduciary services, private banking, retirement services, investment management and advisory services, investment banking, and brokerage services. The Finance segment includes the corporation's securities portfolio and asset and liability management activities. The Other segment includes the income and expense impact of equity and cash, tax benefits, charges of an unusual or infrequent nature that are not reflective of the normal operations, and miscellaneous other expenses of a corporate nature. The company was founded in 1973 and is headquartered in Dallas, TX.

Members of Management Board

Nina Vaca-Humrichouse	Member of Board of Directors
Alan Gardner	Member of Board of Directors
Arthur Angulo	Member of Board of Directors
Barbara Smith	Member of Board of Directors
Derek Kerr	Member of Board of Directors
Jennifer Sampson	Member of Board of Directors
Michael van de Ven	Member of Board of Directors
Nancy Avila	Member of Board of Directors
Richard Lindner	Member of Board of Directors
Robert Taubman	Member of Board of Directors
Roger Cregg	Member of Board of Directors
Curtis C. Farmer	Chairman of Managing Board
Cassandra M. McKinney	Member of Executive Committee
Christine M. Moore	Member of Executive Committee
J. McGregor Carr	Member of Executive Committee
James H. Weber	Member of Executive Committee
James J. Herzog	Member of Executive Committee

Megan D. Burkhart	Member of Executive Committee
Megan D. Crespi	Member of Executive Committee
Melinda A. Chausse	Member of Executive Committee
Peter L. Sefzik	Member of Executive Committee
Von E. Hays	Member of Executive Committee
Wendy W. Bridges	Member of Executive Committee