

## INNERGEX RENEWABLE ENERGY INC.

ISIN: CA45790B1040 WKN: -

## Overview

2024/10/18 21:55:01

Price

6.564 EUR

Difference  0.12% (0.01)

## General attributes

ISIN	CA45790B1040
Symbol	INE
Exchange	Frankfurt
Currency	EUR
Sector	Utilities
Security type	Stock
Market cap (m)	1,355 EUR
Benchmark	S&P/TSX 60 INDEX

## Market data

Bid (Bid size)	-
Ask (Ask size)	-
Open	6.542 EUR
High	6.572 EUR
Low	6.472 EUR
Close (prev. day)	6.556 EUR
VWAP	6.536 EUR
Volume (pcs)	53
Trading volume	346.41
Number of trades	1
Last size	0

## Futures and Options








Related Futures	-
Related Options	-

5Y



Information about previous performance does not guarantee future performance.  
Source: FactSet

## Recent research

on sector			
Date		Headline	Download
2024/10/18		Akciové trhy - denní zpráva	
2024/10/17		Akciové trhy - denní zpráva	
2024/10/16		Akciové trhy - denní zpráva	
2024/10/15		Akciové trhy - denní zpráva	
2024/10/14		Akciové trhy - denní zpráva	

## Details

2024/10/18 21:55:01

## Price

6.564 EUR

Difference ▲ 0.12% (0.01)

## General attributes

ISIN	CA45790B1040
Symbol	INE
Exchange	Frankfurt
Currency	EUR
Sector	Utilities
Security type	Stock
Market cap (m)	1,355 EUR
Benchmark	S&P/TSX 60 INDEX

## Market data

Bid (Bid size)	-
Ask (Ask size)	-
Open	6.542 EUR
High	6.572 EUR
Low	6.472 EUR
Close (prev. day)	6.556 EUR
VWAP	6.536 EUR
Volume (pcs)	53
Trading volume	346.41
Number of trades	1
Last size	0

## Performance and Risk

	6m	1Y	3Y
Perf (%)	+22.01%	+4.19%	-54.73%
Perf (abs.)	+1.18	+0.26	-7.94
Beta	0.99	1.56	0.85
Volatility	35.44	38.66	33.40

5Y



Information about previous performance does not guarantee future performance.  
Source: FactSet

## Price data

Ø price 5 days   Ø volume 5 days (pcs.)	6.509 EUR (11)
Ø price 30 days   Ø volume 30 days (pcs.)	6.556 EUR (5)
Ø price 100 days   Ø volume 100 days (pcs.)	6.586 EUR (6)
Ø price 250 days   Ø volume 250 days (pcs.)	6.153 EUR (27)
YTD High   date	7.282 EUR (2024/06/12)
YTD Low   date	4.800 EUR (2024/02/20)
52 Weeks High   date	7.282 EUR (2024/06/12)
52 Weeks Low   date	4.800 EUR (2024/02/20)

## Arbitrage views

Exchange <span>⊕</span>	Date	Time	Price	Trading volume (mio.)	Number of trades
Tradegate	2024/10/18	22:26	6.63 EUR	0.00	1
Toronto Stock Exchange	2024/10/18	21:59	9.945 CAD	2.33	1,623
Stuttgart	2024/10/18	21:31	6.56 EUR	0.00	13
Frankfurt	2024/10/18	21:55	6.564 EUR	0.00	1
FINRA other OTC	2024/10/18	20:39	7.157 USD	0.08	6

Issues	18					
Duesseldorf	2024/10/ 18	19:30	6.552	EUR	0.00	6
Berlin	2024/10/ 18	08:08	6.56	EUR	0.00	2

## Company profile

### Company Logo



### Contact Details

INNERGEX RENEWABLE ENERGY INC.

--

East Tower, Suite 1255, St. Charles Street  
West 1111 J4K 5G4 Longueuil, QC

Telefon: +1 450 928 2550

Fax: +1 450 928 2544

E-mail: [info@innergex.com](mailto:info@innergex.com)

### Company Profile

-

#### Members of Management Board

Michel Letellier	Chairman of Managing Board
Alexandra Boislard-Pépin	Member of Executive Committee
Colleen Giroux-Schmidt	Member of Executive Committee
Jay Sutton	Member of Executive Committee
Jean Trudel	Member of Executive Committee
Jean-François Neault	Member of Executive Committee
Matt Kennedy	Member of Executive Committee
Niko Nikolaidis	Member of Executive Committee
Pascale Tremblay	Member of Executive Committee
Renaud de Batz	Member of Executive Committee
Robert Guillemette	Member of Executive Committee
Yves Baribeault	Member of Executive Committee

#### Board of directors

Daniel Lafrance	Chairman of Supervisory Board
Louis Veci	Member of Supervisory Board
Marc-André Aubé	Member of Supervisory Board
Monique Mercier	Member of Supervisory Board
Nathalie Francisci	Member of Supervisory Board
Ouma Sananikone	Member of Supervisory Board
Pierre Brodeur	Member of Supervisory Board
Radha Curpen	Member of Supervisory Board
Richard Gagnon	Member of Supervisory Board