


ASSICURAZIONI GENERALI S.P.A.

ISIN: IT0000062072 WKN: MTA-G


Overview

2024/04/30 09:10:32		
Price	22.96 EUR	
Difference		1.46% (0.33)

General attributes	
ISIN	IT0000062072
Symbol	G
Exchange	Frankfurt
Currency	EUR
Sector	Financial
Security type	Stock
Market cap (m)	35,546 EUR
Benchmark	FTSE MIB INDEX

Market data	
Bid (Bid size)	-
Ask (Ask size)	-
Open	22.81 EUR
High	22.96 EUR
Low	22.81 EUR
Close (prev. day)	22.63 EUR
VWAP	22.96 EUR
Volume (pcs)	200
Trading volume	4,592.00
Number of trades	1
Last size	200

Futures and Options	
Related Futures	38
Related Options	-

PDF Downloads	
Company report: ASSICURAZIONI GENERALI S.P.A.	




Information about previous performance does not guarantee future performance.
Source: FactSet

Recent research

on sector		on market	
Date		Headline	Download
2024/04/30		Akciové trhy - denní zpráva	
2024/04/29		Akciové trhy - denní zpráva	
2024/04/26		Global Equity Ratings	
2024/04/26		Akciové trhy - denní zpráva	
2024/04/25		Akciové trhy - denní zpráva	

Details

2024/04/30 09:10:32		
Price	22.96 EUR	
Difference		1.46% (0.33)

General attributes	
ISIN	IT0000062072
Symbol	G
Exchange	Frankfurt
Currency	EUR
Sector	Financial
Security type	Stock
Market cap (m)	35,546 EUR
Benchmark	FTSE MIB INDEX

Market data	
Bid (Bid size)	-
Ask (Ask size)	-
Open	22.81 EUR
High	22.96 EUR
Low	22.81 EUR
Close (prev. day)	22.63 EUR
VWAP	22.96 EUR
Volume (pcs)	200
Trading volume	4,592.00
Number of trades	1
Last size	200

Performance and Risk			
	6m	1Y	3Y
Perf (%)	+25.84%	+22.39%	+37.98%
Perf (abs.)	+4.72	+4.20	+6.32
Beta	0.56	0.69	0.79
Volatility	17.41	18.50	21.88



Information about previous performance does not guarantee future performance.
Source: FactSet

Price data	
Ø price 5 days Ø volume 5 days (pcs.)	22.87 EUR (287)
Ø price 30 days Ø volume 30 days (pcs.)	22.95 EUR (814)
Ø price 100 days Ø volume 100 days (pcs.)	21.19 EUR (533)
Ø price 250 days Ø volume 250 days (pcs.)	19.74 EUR (398)
YTD High date	23.66 EUR (2024/04/04)
YTD Low date	19.20 EUR (2024/01/02)
52 Weeks High date	23.66 EUR (2024/04/04)
52 Weeks Low date	17.51 EUR (2023/05/26)

All listings for ASSICURAZIONI GENERALI S.P.A.					
Exchange 	Date	Time	Price	Trading volume (mio.)	Number of trades
Xetra	2024/04/30	17:35	23.00 EUR	0.02	2
Vienna Stock Exchange	2024/04/30	09:05	22.99 EUR	0.00	3
Tradegate	2024/04/30	22:26	22.91 EUR	0.08	10
Stuttgart	2024/04/30	16:08	22.98 EUR	0.00	13
SIX Swiss Exchange	2024/	17:35	21.00 CHF	0.00	1

	03/20				
Munich	2024/ 04/30	08:00	22.81 EUR	0.00	2
London Stock Exchange European Trade Reporting	2024/ 05/01	17:30	22.965 EUR	0.00	1
Hanover	2024/ 04/30	08:11	22.94 EUR	0.00	3
Hamburg	2024/ 04/30	08:11	22.94 EUR	0.00	3
Frankfurt	2024/ 04/30	09:10	22.96 EUR	0.00	1
FINRA other OTC Issues	2024/ 04/29	16:29	24.75 USD	0.01	1
Euronext Milan MTF Trading After Hours	2024/ 04/30	20:27	22.80 EUR	0.04	15
Euronext Milan	2024/ 04/30	17:44	22.90 EUR	59.07	2,530
Duesseldorf	2024/ 04/30	19:31	22.77 EUR	0.00	7
Berlin	2024/ 04/30	21:52	22.95 EUR	0.00	16

Company profile

Company Logo



Contact Details

ASSICURAZIONI GENERALI SPA

--

Piazza Duca degli Abruzzi, 2 - 34132 Trieste

Telefon: +39-040-671111

Fax: +39-040-671600

E-mail: contact@generali.com

PDF Downloads

Company report: ASSICURAZIONI
GENERALI S.P.A.

Company Profile

Assicurazioni Generali SpA engages in the provision of insurance and financial products. It operates through the following business segments: Life, Property and Casualty, Asset Management, and Holding and Other Businesses. The Life segment offers coverage through a lump sum or an annuity payment if an event occurs involving human life in exchange for the premium payment as remuneration from the policyholder for the risk taken. The Property and Casualty segment offers insurance against damage to property, personal injury, and public liability. The Asset Management segment provides solutions for the selection and maintenance of listed and unlisted financial instruments in order to generate the best possible return for a given level of risk. The Holding and Other Businesses segment performs parent company functions through the management and coordination of administrative and financial services for the companies in the group. The company was founded on December 26, 1831 and is headquartered in Trieste, Italy.

Members of Management Board

Philippe Donnet	Chairman of Managing Board
Anna Pieri	Member of Executive Committee
Antonio Cangeri	Member of Executive Committee
Bruno Scaroni	Member of Executive Committee
Carlo Ferraresi	Member of Executive Committee
Carlo Trabattoni	Member of Executive Committee
Christiano Borean	Member of Executive Committee
David Cis	Member of Executive Committee
Francesca Monti	Member of Executive Committee
Francesco Martorana	Member of Executive Committee
Franco Urlini	Member of Executive Committee
Giancarlo Fancel	Member of Executive Committee
Giovanni Liverani	Member of Executive Committee
Giuseppe Catalano	Member of Executive Committee
Isabelle Conner	Member of Executive Committee
Jaime Anchustegui	Member of Executive Committee
Jean-Laurent Granier	Member of Executive Committee
Lucia Silva	Member of Executive Committee
Marco Sesana	Member of Executive

Board of directors

Andrea Sironi	Chairman of Supervisory Board
Antonella Mei-Pochtler	Member of Supervisory Board
Alessia Falsarone	Member of Supervisory Board
Clara Hedwig Frances Furse	Member of Supervisory Board
Clemente Rebecchini	Member of Supervisory Board
Diva Moriani	Member of Supervisory Board
Flavio Cattaneo	Member of Supervisory Board
Lorenzo Pellicoli	Member of Supervisory Board
Luisa Torchia	Member of Supervisory Board
Marina Brogi	Member of Supervisory Board
Stefano Marsaglia	Member of Supervisory Board
Umberto Malesci	Member of Supervisory Board

	Committee
Massimiliano Ottochian	Member of Executive Committee
Maurizio Basso	Member of Executive Committee
Michele Rendine	Member of Executive Committee
Michele Valeriani	Member of Executive Committee
Monica Alessandra Possa	Member of Executive Committee
Nora Gürtler	Member of Executive Committee