

## DAX PERFORMANCE INDEX

ISIN: DE0008469008 WKN: -

## Overview

2024/07/17 10:02:52

Price

**18,482.87** EURDifference  -0.19% (-35.16)

## General attributes

ISIN DE0008469008

Symbol DAX

Country Germany

Instruments in index 40

Type of index Performance Index

Security type Index

## Market data

Open 18,512.11 EUR

High 18,532.66 EUR

Low 18,440.87 EUR

Close (prev. day) 18,518.03 EUR

Trading volume (m) 4,853,109

Volume (pcs) 279,349,245

5Y



Information about previous performance does not guarantee future performance.

Source: FactSet

## Top 5

Name	Price	+ - (%)	Trend
ADIDAS AG	238.30	+4.20	
SARTORIUS ...	245.10	+1.24	
INFINEON T...	35.485	+0.71	
DEUTSCHE B...	15.21	+0.66	
FRESENIUS ...	29.75	+0.64	

Intraday 1W 1M 6m 1Y 3Y




## Flop 5

Name	Price	+ - (%)	Trend
DAIMLER TR...	37.00	-2.17	
ZALANDO SE	24.06	-1.88	
SIEMENS EN...	26.19	-1.54	
HANNOVER R...	230.50	-1.41	
RHEINMETAL...	508.80	-0.90	

Intraday 1W 1M 6m 1Y 3Y

## Recent research

## on market

Date	Headline	Download
2024/07/15	 CSSD market 1H 2024: Schuldschein market gives way...	
2024/07/12	 Week Ahead	
2024/07/10	 Credit Markets Weekly	
2024/07/09	 Political environment weighs on outlook	
2024/07/05	 Week Ahead	

**Futures and Options**

**Related Futures** 27

**Related Options** -

## Details

2024/07/17 10:02:52

Price

**18,482.87** EURDifference  -0.19% (-35.16)

## General attributes

ISIN DE0008469008

Symbol DAX

Country Germany

Security type Index

Instruments in index 40

## Market data

Open 18,512.11 EUR

High 18,532.66 EUR

Low 18,440.87 EUR

Close (prev. day) 18,518.03 EUR

Trading volume (m) 4,853,109

Volume (pcs) 279,349,245

## Performance and Risk

	6m	1Y	3Y
Perf (%)	+11.75%	+14.98%	+19.16%
Perf (abs.)	+1,946.35	+2,412.96	+2,977.72
Beta	-	-	-
Volatility	11.00	11.04	17.16



Information about previous performance does not guarantee future performance.

Source: FactSet

## Price data

Ø price 5 days   Ø volume 5 days (pcs.)	18,559.78 EUR (47,599,953)
Ø price 30 days   Ø volume 30 days (pcs.)	18,353.39 EUR (59,588,840)
Ø price 100 days   Ø volume 100 days (pcs.)	18,229.79 EUR (69,137,423)
Ø price 250 days   Ø volume 250 days (pcs.)	16,915.91 EUR (66,075,276)
YTD High   date	18,892.92 EUR (2024/05/15)
YTD Low   date	16,345.02 EUR (2024/01/17)
52 Weeks High   date	18,892.92 EUR (2024/05/15)
52 Weeks Low   date	14,630.21 EUR (2023/10/23)

## Composition

Name  ISIN	Price	Diff %  Diff +/-	Performance 	Date Time	Turnover Pc.  Turnover Money 
ADIDAS AG DE000A1EWWW0	238.30	4.20% 9.60		24/07/17 10:02:46	285,586 68,066,395.20
AIRBUS SE NL0000235190	132.76	-0.20% -0.26		24/07/17 10:02:42	26,030 3,455,826.94
ALLIANZ SE DE0008404005	262.20	-0.38% -1.00		24/07/17 10:02:46	45,542 11,950,677.70
BASF SE DE000BASF111	43.88	0.15% 0.07		24/07/17 10:02:43	93,096 4,087,957.00
BAYER AG DE000BAY0017	25.965	-0.35% -0.09		24/07/17 10:02:39	244,996 6,390,969.86
BAYERISCHE MOTOREN WERKE ... DE0005190003	88.32	-0.63% -0.56		24/07/17 10:02:44	54,686 4,852,204.14
BEIERSDORF AG DE0005200000	136.10	0.18% 0.25		24/07/17 10:02:03	32,866 4,472,621.85
BRENTAG SE DE000A1DAH0	63.76	0.16% 0.10		24/07/17 10:02:00	13,083 835,190.94
COMMERZBANK AG DE000CBK1001	14.91	0.07% 0.01		24/07/17 10:02:39	495,542 7,410,343.90
CONTINENTAL AG DE0005439004	58.30	-0.34% -0.20		24/07/17 10:02:31	18,635 1,087,849.50
COVESTRO AG DE0006062144	54.92	0.15% 0.08		24/07/17 09:59:56	14,281 783,013.02
DAIMLER TRUCK HOLDING AG DE000DTR0CK8	37.00	-2.17% -0.82		24/07/17 10:02:49	324,621 11,930,114.97
DEUTSCHE BANK AG DE0005140008	15.21	0.66% 0.10		24/07/17 10:02:27	350,099 5,315,690.81
DEUTSCHE BOERSE AG DE0005810055	189.25	-0.45% -0.85		24/07/17 10:02:45	12,834 2,436,345.20
DEUTSCHE POST AG DE0005552004	40.35	-0.57% -0.23		24/07/17 10:02:50	122,504 4,956,448.05
DEUTSCHE TELEKOM AG DE0005557508	23.93	0.50% 0.12		24/07/17 10:02:21	542,509 12,974,570.60
DR. ING. H.C. F. PORSCHE ... DE000PAG9113	71.86	0.14% 0.10		24/07/17 10:02:17	54,559 3,934,960.00
E.ON SE DE000ENAG999	12.195	0.04% 0.01		24/07/17 10:02:46	299,558 3,652,876.96
FRESENIUS SE & CO. KGAA DE0005785604	29.75	0.64% 0.19		24/07/17 10:02:44	65,121 1,938,662.65
HANNOVER RUECK SE DE0008402215	230.50	-1.41% -3.30		24/07/17 10:02:47	7,594 1,756,649.80
HEIDELBERG MATERIALS AG DE0006047004	101.90	-0.88% -0.90		24/07/17 10:00:45	26,550 2,709,997.75
HENKEL AG & CO KGAA VZ DE0006048432	81.06	-0.49% -0.40		24/07/17 10:02:26	15,863 1,287,949.10
INFINEON TECHNOLOGIES AG DE0006231004	35.485	0.71% 0.25		24/07/17 10:02:31	539,362 19,005,921.18
MERCEDES-BENZ GROUP AG DE0007100000	63.22	-0.52% -0.33		24/07/17 10:02:50	176,560 11,176,128.82
MERCK KGAA DE0006599905	154.35	0.23% 0.35		24/07/17 10:00:45	14,122 2,174,560.45

## DAX PERFORMANCE INDEX

MTU AERO ENGINES AG DE000A0D9PT0	251.60	0.32% 0.80		24/07/17 10:02:46	4,839 1,215,562.00
MÜNCHENER RÜCKVERSICHERUN... DE0008430026	453.70	-0.59% -2.70		24/07/17 10:02:47	16,476 7,482,441.80
PORSCHE AUTO HL SE DE000PAH0038	42.69	-0.74% -0.32		24/07/17 10:02:28	51,365 2,203,830.02
QIAGEN NV NL0015001WM6	38.695	0.25% 0.10		24/07/17 10:02:14	18,775 724,802.78
RHEINMETALL AG DE0007030009	508.80	-0.90% -4.60		24/07/17 10:02:32	27,785 14,142,436.60
RWE AG DE0007037129	32.58	-0.09% -0.03		24/07/17 10:02:52	145,991 4,754,941.53
SAP SE DE0007164600	186.00	-0.65% -1.22		24/07/17 10:02:44	89,937 16,761,515.90
SARTORIUS AG VZ DE0007165631	245.10	1.24% 3.00		24/07/17 10:02:02	6,273 1,523,129.90
SIEMENS AG DE0007236101	180.86	-0.39% -0.70		24/07/17 10:02:31	61,124 11,045,700.14
SIEMENS ENERGY AG DE000ENER6Y0	26.19	-1.54% -0.41		24/07/17 10:02:51	290,752 7,618,689.29
SIEMENS HEALTHINEERS AG DE000SHL1006	53.56	-0.70% -0.38		24/07/17 10:01:14	36,374 1,953,930.92
SYMRISE AG DE000SYM9999	112.40	-0.31% -0.35		24/07/17 10:02:26	15,258 1,713,213.15
VOLKSWAGEN AG VZ DE0007664039	106.10	-0.79% -0.85		24/07/17 10:02:33	49,106 5,229,406.00
VONOVIA SE DE000A1ML7J1	28.34	-0.35% -0.10		24/07/17 10:02:49	94,106 2,674,762.14
ZALANDO SE DE000ZAL1111	24.06	-1.88% -0.46		24/07/17 10:02:26	69,335 1,680,092.88