

## DAX PERFORMANCE INDEX

ISIN: DE0008469008 WKN: -

## Overview

2024/05/03 17:50:00

Price

**18,001.60** EURDifference  0.59% (105.10)

## General attributes

ISIN DE0008469008

Symbol DAX

Country Germany

Instruments in index 40

Type of index Performance Index

Security type Index

## Market data

Open 17,900.15 EUR

High 18,105.82 EUR

Low 17,900.02 EUR

Close (prev. day) 17,896.50 EUR

Trading volume (m) 71,259,917

Volume (pcs) 1,265,593,589,119

5Y



Information about previous performance does not guarantee future performance.

Source: FactSet

## Top 5

Name 	Price	+ - (%) 	Trend 
HENKEL AG ...	79.34	+7.22	
RHEINMETAL...	536.60	+4.72	
VONOVIA SE	28.12	+3.12	
SIEMENS EN...	19.78	+2.73	
MTU AERO E...	226.30	+2.72	











Intraday 1W 1M 6m 1Y 3Y

## Flop 5

Name 	Price	+ - (%) 	Trend 
DAIMLER TR...	40.95	-3.78	
MÜNCHENER ...	402.60	-1.78	
COMMERZBAN...	13.72	-1.47	
ALLIANZ SE	264.20	-1.20	
HANNOVER R...	229.40	-0.99	

Intraday 1W 1M 6m 1Y 3Y

## Recent research

on market		
Date	Headline	Download
2024/05/03	 Week Ahead	
2024/05/02	 FX markets reflect uncertain interest rate outlook	
2024/04/30	 Credit Markets Weekly	
2024/04/26	 Week Ahead	
2024/04/26	 Global Equity Ratings	

**Futures and Options**

**Related Futures** 27

**Related Options** -

## Details

2024/05/03 17:50:00

Price

**18,001.60** EURDifference  0.59% (105.10)

## General attributes

ISIN DE0008469008

Symbol DAX

Country Germany

Security type Index

Instruments in index 40

## Market data

Open 17,900.15 EUR

High 18,105.82 EUR

Low 17,900.02 EUR

Close (prev. day) 17,896.50 EUR

Trading volume (m) 71,259,917

Volume (pcs) 1,265,593,589,119

## Performance and Risk

	6m	1Y	3Y
Perf (%)	+18.46%	+13.78%	+18.10%
Perf (abs.)	+2,804.44	+2,178.63	+2,757.22
Beta	-	-	-
Volatility	9.84	11.27	17.32



Information about previous performance does not guarantee future performance.  
Source: FactSet

## Price data

Ø price 5 days   Ø volume 5 days (pcs.)	18,020.34 EUR (72,196,128)
Ø price 30 days   Ø volume 30 days (pcs.)	18,095.54 EUR (70,945,504)
Ø price 100 days   Ø volume 100 days (pcs.)	17,365.76 EUR (71,759,016)
Ø price 250 days   Ø volume 250 days (pcs.)	16,403.54 EUR (65,851,711)
YTD High   date	18,567.16 EUR (2024/04/02)
YTD Low   date	16,345.02 EUR (2024/01/17)
52 Weeks High   date	18,567.16 EUR (2024/04/02)
52 Weeks Low   date	14,630.21 EUR (2023/10/23)

## Composition

Name  ISIN	Price	Diff %  Diff +/-	Performance 	Date Time	Turnover Pc.  Turnover Money 
ADIDAS AG DE000A1EWWW0	225.00	0.45% 1.00		24/05/03 17:36:07	420,986 94,675,233.90
AIRBUS SE NL0000235190	154.26	0.46% 0.70		24/05/03 17:35:03	253,016 39,078,790.20
ALLIANZ SE DE0008404005	264.20	-1.20% -3.20		24/05/03 17:39:54	752,057 199,411,901.10
BASF SE DE000BASF111	49.07	0.87% 0.43		24/05/03 17:35:19	2,243,383 109,962,135.86
BAYER AG DE000BAY0017	28.02	-0.39% -0.11		24/05/03 17:35:15	2,582,716 72,564,365.78
BAYERISCHE MOTOREN WERKE ... DE0005190003	102.50	0.54% 0.55		24/05/03 17:43:43	703,362 72,083,131.15
BEIERSDORF AG DE0005200000	143.15	0.70% 1.00		24/05/03 17:35:10	259,773 37,107,854.55
BRENNTAG SE DE000A1DAH0	75.50	0.59% 0.44		24/05/03 17:35:17	211,009 15,947,685.56
COMMERZBANK AG DE000CBK1001	13.72	-1.47% -0.21		24/05/03 17:40:57	6,188,754 85,404,617.15
CONTINENTAL AG DE0005439004	61.56	0.59% 0.36		24/05/03 17:35:25	382,732 23,598,904.98
COVESTRO AG DE0006062144	47.42	0.42% 0.20		24/05/03 17:37:36	584,394 27,733,081.41
DAIMLER TRUCK HOLDING AG DE000DTR0CK8	40.95	-3.78% -1.61		24/05/03 17:43:46	3,905,678 158,406,272.84
DEUTSCHE BANK AG DE0005140008	15.258	1.45% 0.22		24/05/03 17:41:15	8,581,048 130,724,928.58
DEUTSCHE BOERSE AG DE0005810055	184.90	1.15% 2.10		24/05/03 17:35:08	335,789 62,044,751.30
DEUTSCHE POST AG DE0005552004	39.80	0.71% 0.28		24/05/03 17:35:14	3,633,390 144,734,347.90
DEUTSCHE TELEKOM AG DE0005557508	21.66	-0.32% -0.07		24/05/03 17:44:31	6,041,608 131,031,774.31
DR. ING. H.C. F. PORSCHE ... DE000PAG9113	83.72	0.38% 0.32		24/05/03 17:44:27	322,089 27,035,494.72
E.ON SE DE000ENAG999	12.62	0.84% 0.11		24/05/03 17:40:31	4,133,584 52,100,790.08
FRESENIUS SE & CO. KGAA DE0005785604	27.95	-0.07% -0.02		24/05/03 17:35:12	879,482 24,675,490.68
HANNOVER RUECK SE DE0008402215	229.40	-0.99% -2.30		24/05/03 17:35:03	101,559 23,349,347.00
HEIDELBERG MATERIALS AG DE0006047004	95.60	1.04% 0.98		24/05/03 17:40:26	261,434 24,902,513.86
HENKEL AG & CO KGAA VZ DE0006048432	79.34	7.22% 5.34		24/05/03 17:35:27	1,676,273 131,410,947.72
INFINEON TECHNOLOGIES AG DE0006231004	31.435	0.32% 0.10		24/05/03 17:44:55	5,201,339 164,365,671.82
MERCEDES-BENZ GROUP AG DE0007100000	71.58	0.94% 0.67		24/05/03 17:35:08	2,609,686 186,930,618.08
MERCK KGAA DE0006599905	152.00	1.13% 1.70		24/05/03 17:35:19	218,795 33,360,111.40

## DAX PERFORMANCE INDEX

MTU AERO ENGINES AG DE000A0D9PT0	226.30	2.72% 6.00		24/05/03 17:35:07	159,879 36,134,300.10
MÜNCHENER RÜCKVERSICHERUN... DE0008430026	402.60	-1.78% -7.30		24/05/03 17:35:28	306,188 123,756,796.30
PORSCHE AUTO HL SE DE000PAH0038	48.73	1.44% 0.69		24/05/03 17:35:27	485,399 23,652,511.84
QIAGEN NV NL0015001WM6	39.94	0.90% 0.36		24/05/03 17:38:39	641,081 25,646,093.49
RHEINMETALL AG DE0007030009	536.60	4.72% 24.20		24/05/03 17:44:44	383,071 201,881,430.80
RWE AG DE0007037129	33.14	-0.51% -0.17		24/05/03 17:37:36	2,659,959 88,711,697.00
SAP SE DE0007164600	170.72	1.29% 2.18		24/05/03 17:38:24	996,637 169,769,730.80
SARTORIUS AG VZ DE0007165631	284.30	0.99% 2.80		24/05/03 17:35:29	51,895 14,819,802.20
SIEMENS AG DE0007236101	177.62	1.38% 2.42		24/05/03 17:37:33	747,520 132,391,036.74
SIEMENS ENERGY AG DE000ENER6Y0	19.78	2.73% 0.53		24/05/03 17:35:26	4,524,458 88,716,383.35
SIEMENS HEALTHINEERS AG DE000SHL1006	51.90	1.37% 0.70		24/05/03 17:35:08	517,287 26,833,831.08
SYMRISE AG DE000SYM9999	100.75	0.30% 0.30		24/05/03 17:35:24	158,597 15,996,646.65
VOLKSWAGEN AG VZ DE0007664039	115.50	1.01% 1.15		24/05/03 17:35:00	873,516 101,202,465.05
VONOVIA SE DE000A1ML7J1	28.12	3.12% 0.85		24/05/03 17:35:19	3,865,914 108,040,085.41
ZALANDO SE DE000ZAL1111	23.81	1.28% 0.30		24/05/03 17:35:29	2,404,580 56,505,541.52