

DAX PERFORMANCE INDEX

ISIN: DE0008469008 WKN: -

Overview

2024/04/26 17:50:00

Price

18,161.01 EURDifference  1.36% (243.73)

General attributes

ISIN DE0008469008

Symbol DAX

Country Germany

Instruments in index 40

Type of index Performance Index

Security type Index

Market data

Open 17,920.73 EUR

High 18,199.71 EUR

Low 17,920.73 EUR

Close (prev. day) 17,917.28 EUR

Trading volume (m) 76,008,641

Volume (pcs) 1,354,446,652,326

5Y



Information about previous performance does not guarantee future performance.

Source: FactSet

Top 5

Name 	Price	+ - (%) 	Trend 
SIEMENS EN...	18.85	+5.90	
SARTORIUS ...	290.20	+2.87	
VONOVIA SE	25.87	+2.50	
HEIDELBERG...	95.22	+2.28	
DAIMLER TR...	42.90	+2.26	




Intraday 1W 1M 6m 1Y 3Y

Flop 5

Name 	Price	+ - (%) 	Trend 
BASF SE	48.825	-4.25	
MÜNCHENER ...	413.50	-2.29	
BRENTAG S...	74.86	-1.06	
AIRBUS SE	157.06	-0.85	
DEUTSCHE B...	16.532	-0.77	

Intraday 1W 1M 6m 1Y 3Y

Recent research

on market			
Date		Headline	Download
2024/04/26		Week Ahead	
2024/04/26		Global Equity Ratings	
2024/04/24		Credit Markets Weekly	
2024/04/19		Week Ahead	
2024/04/17		Credit Markets Weekly	

Futures and Options

Related Futures 27

Related Options -

Details

2024/04/26 17:50:00

Price

18,161.01 EURDifference  1.36% (243.73)

General attributes

ISIN DE0008469008

Symbol DAX

Country Germany

Security type Index

Instruments in index 40

Market data

Open 17,920.73 EUR

High 18,199.71 EUR

Low 17,920.73 EUR

Close (prev. day) 17,917.28 EUR

Trading volume (m) 76,008,641

Volume (pcs) 1,354,446,652,326

Performance and Risk

	6m	1Y	3Y
Perf (%)	+23.32%	+15.01%	+18.77%
Perf (abs.)	+3,435.86	+2,371.18	+2,870.57
Beta	-	-	-
Volatility	9.85	11.32	17.37



Information about previous performance does not guarantee future performance.
Source: FactSet

Price data

Ø price 5 days Ø volume 5 days (pcs.)	18,034.27 EUR (72,076,306)
Ø price 30 days Ø volume 30 days (pcs.)	18,091.00 EUR (74,997,537)
Ø price 100 days Ø volume 100 days (pcs.)	17,308.64 EUR (71,391,470)
Ø price 250 days Ø volume 250 days (pcs.)	16,370.36 EUR (65,508,912)
YTD High date	18,567.16 EUR (2024/04/02)
YTD Low date	16,345.02 EUR (2024/01/17)
52 Weeks High date	18,567.16 EUR (2024/04/02)
52 Weeks Low date	14,630.21 EUR (2023/10/23)

Composition

Name  ISIN	Price	Diff %  Diff +/-	Performance 	Date Time	Turnover Pc.  Turnover Money 
ADIDAS AG DE000A1EWWW0	230.90	1.99% 4.50		24/04/26 17:35:26	370,777 85,009,066.50
AIRBUS SE NL0000235190	157.08	-0.85% -1.34		24/04/26 17:35:26	573,440 89,361,113.32
ALLIANZ SE DE0008404005	265.50	1.07% 2.80		24/04/26 17:39:12	666,862 176,575,441.50
BASF SE DE000BASF111	48.825	-4.25% -2.17		24/04/26 17:35:17	5,253,527 254,769,161.88
BAYER AG DE000BAY0017	27.40	1.88% 0.51		24/04/26 17:39:04	4,690,278 128,378,761.05
BAYERISCHE MOTOREN WERKE ... DE0005190003	106.40	1.29% 1.35		24/04/26 17:37:19	667,469 70,939,491.80
BEIERSDORF AG DE0005200000	140.50	1.04% 1.45		24/04/26 17:35:16	215,266 30,159,706.10
BRENTAG SE DE000A1DAH0	74.86	-1.06% -0.80		24/04/26 17:35:21	493,842 36,957,532.24
COMMERZBANK AG DE000CBK1001	14.105	0.36% 0.05		24/04/26 17:38:57	4,919,372 69,851,862.93
CONTINENTAL AG DE0005439004	62.50	0.68% 0.42		24/04/26 17:39:54	409,480 25,615,964.74
COVESTRO AG DE0006062144	48.07	0.65% 0.31		24/04/26 17:35:17	384,893 18,432,963.31
DAIMLER TRUCK HOLDING AG DE000DTR0CK8	42.90	2.26% 0.95		24/04/26 17:35:08	1,474,039 62,864,413.29
DEUTSCHE BANK AG DE0005140008	16.532	-0.77% -0.13		24/04/26 17:39:11	14,832,249 247,191,645.71
DEUTSCHE BOERSE AG DE0005810055	182.65	0.66% 1.20		24/04/26 17:35:23	293,627 53,660,281.70
DEUTSCHE POST AG DE0005552004	38.84	2.21% 0.84		24/04/26 17:35:27	2,258,450 87,499,219.31
DEUTSCHE TELEKOM AG DE0005557508	21.85	0.83% 0.18		24/04/26 17:37:15	7,366,732 160,569,122.15
DR. ING. H.C. F. PORSCHE ... DE000PAG9113	89.80	0.40% 0.36		24/04/26 17:37:19	762,663 68,487,038.04
E.ON SE DE000ENAG999	12.41	-0.32% -0.04		24/04/26 17:35:01	4,331,777 53,859,927.32
FRESENIUS SE & CO. KGAA DE0005785604	27.21	0.11% 0.03		24/04/26 17:35:07	659,677 17,922,557.78
HANNOVER RUECK SE DE0008402215	230.40	1.19% 2.70		24/04/26 17:35:16	92,734 21,275,101.90
HEIDELBERG MATERIALS AG DE0006047004	95.22	2.28% 2.12		24/04/26 17:35:07	258,963 24,556,780.52
HENKEL AG & CO KGAA VZ DE0006048432	73.16	0.80% 0.58		24/04/26 17:35:02	344,078 25,182,186.20
INFINEON TECHNOLOGIES AG DE0006231004	33.03	1.44% 0.47		24/04/26 17:35:07	4,754,203 156,634,079.32
MERCEDES-BENZ GROUP AG DE0007100000	74.36	1.56% 1.14		24/04/26 17:37:08	2,632,815 195,487,308.93
MERCK KGAA DE0006599905	151.75	1.10% 1.65		24/04/26 17:35:01	282,863 42,839,867.05

DAX PERFORMANCE INDEX

MTU AERO ENGINES AG DE000A0D9PT0	223.40	1.50% 3.30		24/04/26 17:41:32	105,370 23,334,746.50
MÜNCHENER RÜCKVERSICHERUN... DE0008430026	413.50	-2.29% -9.70		24/04/26 17:35:53	353,497 145,772,644.70
PORSCHE AUTO HL SE DE000PAH0038	49.35	0.84% 0.41		24/04/26 17:35:27	573,454 28,379,748.30
QIAGEN NV NL0015001WM6	38.76	2.16% 0.82		24/04/26 17:35:19	834,392 32,253,852.18
RHEINMETALL AG DE0007030009	524.40	2.22% 11.40		24/04/26 17:43:09	302,400 156,460,651.80
RWE AG DE0007037129	32.19	0.94% 0.30		24/04/26 17:36:10	2,207,834 71,367,746.85
SAP SE DE0007164600	174.00	2.23% 3.80		24/04/26 17:44:39	1,498,070 260,589,612.38
SARTORIUS AG VZ DE0007165631	290.20	2.87% 8.10		24/04/26 17:35:17	78,553 22,736,738.60
SIEMENS AG DE0007236101	177.62	2.26% 3.92		24/04/26 17:37:37	1,090,481 192,593,843.38
SIEMENS ENERGY AG DE000ENER6Y0	18.85	5.90% 1.05		24/04/26 17:35:04	4,818,532 89,357,135.94
SIEMENS HEALTHINEERS AG DE000SHL1006	52.94	1.22% 0.64		24/04/26 17:35:11	700,939 37,014,772.84
SYMRISE AG DE000SYM9999	99.86	-0.06% -0.06		24/04/26 17:35:08	515,122 51,448,861.54
VOLKSWAGEN AG VZ DE0007664039	120.10	1.09% 1.30		24/04/26 17:35:19	814,483 97,839,792.30
VONOVIA SE DE000A1ML7J1	25.87	2.50% 0.63		24/04/26 17:35:05	2,518,090 65,082,348.07
ZALANDO SE DE000ZAL1111	25.30	1.28% 0.32		24/04/26 17:35:05	607,348 15,339,728.78