

DAX PERFORMANCE INDEX

ISIN: DE0008469008 WKN: -

Overview

2024/04/16 17:50:00

Price

17,766.23 EURDifference  -1.44% (-260.35)

General attributes

ISIN DE0008469008

Symbol DAX

Country Germany

Instruments in index 40

Type of index Performance Index

Security type Index

Market data

Open 18,022.17 EUR

High 18,022.69 EUR

Low 17,713.50 EUR

Close (prev. day) 18,026.58 EUR

Trading volume (m) 73,217,295

Volume (pcs) 1,269,272,277,331

5Y



Information about previous performance does not guarantee future performance.

Source: FactSet

Top 5

Name	Price	+ - (%)	Trend
FRESENIUS ...	26.61	+4.56	
BEIERSDORF...	133.85	+1.10	
COVESTRO A...	50.96	+0.28	
ZALANDO SE	26.92	+0.11	

Intraday 1W 1M 6m 1Y 3Y

Flop 5

Name	Price	+ - (%)	Trend
DR. ING. H...	90.26	-3.09	
BAYERISCHE...	106.45	-2.96	
AIRBUS SE	159.00	-2.87	
HEIDELBERG...	95.70	-2.68	
BASF SE	50.53	-2.36	

Intraday 1W 1M 6m 1Y 3Y








Futures and Options

Related Futures 27

Erste Group related products on underlying

Product type	# products
Turbo long/short	5

Recent research

on market		
Date	Headline	Download
2024/04/12	 Week Ahead	
2024/04/11	 ECB on course to cut interest rates	
2024/04/10	 Credit Markets Weekly	
2024/04/05	 Week Ahead	
2024/04/03	 Credit Markets Weekly	

Related Options

-

Details

2024/04/16 17:50:00

Price

17,766.23 EURDifference  -1.44% (-260.35)

General attributes

ISIN DE0008469008

Symbol DAX

Country Germany

Security type Index

Instruments in index 40

Market data

Open 18,022.17 EUR

High 18,022.69 EUR

Low 17,713.50 EUR

Close (prev. day) 18,026.58 EUR

Trading volume (m) 73,217,295

Volume (pcs) 1,269,272,277,331

Performance and Risk

	6m	1Y	3Y
Perf (%)	+16.45%	+12.25%	+14.78%
Perf (abs.)	+2,506.47	+1,936.96	+2,284.71
Beta	-	-	-
Volatility	10.00	11.13	17.37



Information about previous performance does not guarantee future performance.
Source: FactSet

Price data

Ø price 5 days Ø volume 5 days (pcs.)	17,950.63 EUR (71,811,130)
Ø price 30 days Ø volume 30 days (pcs.)	18,055.12 EUR (76,612,831)
Ø price 100 days Ø volume 100 days (pcs.)	17,160.47 EUR (70,560,021)
Ø price 250 days Ø volume 250 days (pcs.)	16,302.72 EUR (65,533,152)
YTD High date	18,567.16 EUR (2024/04/02)
YTD Low date	16,345.02 EUR (2024/01/17)
52 Weeks High date	18,567.16 EUR (2024/04/02)
52 Weeks Low date	14,630.21 EUR (2023/10/23)

Erste Group related products on underlying

Product type	# products
Turbo long/short	5

Composition

Name ISIN	Price	Diff % Diff +/-	Performance	Date Time	Turnover Pc. Turnover Money
ADIDAS AG DE000A1EWWW0	202.50	-1.03% -2.10		24/04/16 17:41:56	338,572 68,511,713.30
AIRBUS SE NL0000235190	158.96	-2.87% -4.70		24/04/16 17:35:26	416,389 66,073,632.94
ALLIANZ SE DE0008404005	259.00	-1.89% -5.00		24/04/16 17:41:31	808,028 209,897,829.90
BASF SE DE000BASF111	50.53	-2.36% -1.22		24/04/16 17:38:35	3,371,948 170,663,442.69
BAYER AG DE000BAY0017	26.08	-1.44% -0.38		24/04/16 17:44:53	3,296,976 86,197,826.46
BAYERISCHE MOTOREN WERKE ... DE0005190003	106.45	-2.96% -3.25		24/04/16 17:35:20	1,357,333 144,538,279.35
BEIERSDORF AG DE0005200000	133.85	1.10% 1.45	█	24/04/16 17:35:16	504,524 67,686,804.50
BRENTAG SE DE000A1DAH00	75.40	-0.50% -0.38		24/04/16 17:35:16	280,988 21,191,698.60
COMMERZBANK AG DE000CBK1001	12.80	-0.78% -0.10		24/04/16 17:41:03	3,738,820 47,799,225.36
CONTINENTAL AG DE0005439004	65.48	-0.55% -0.36		24/04/16 17:37:19	494,694 32,331,383.74
COVESTRO AG DE0006062144	50.96	0.28% 0.14	█	24/04/16 17:35:28	649,207 33,043,913.28
DAIMLER TRUCK HOLDING AG DE000DTR0CK8	44.69	-2.02% -0.92		24/04/16 17:35:22	1,494,340 66,621,455.93
DEUTSCHE BANK AG DE0005140008	14.438	-1.85% -0.27		24/04/16 17:36:41	8,352,414 120,710,168.07
DEUTSCHE BOERSE AG DE0005810055	186.30	-2.23% -4.25		24/04/16 17:35:19	315,498 58,918,479.30
DEUTSCHE POST AG DE0005552004	38.23	-1.95% -0.76		24/04/16 17:35:23	2,046,522 78,429,633.35
DEUTSCHE TELEKOM AG DE0005557508	20.83	-1.42% -0.30		24/04/16 17:41:48	8,638,845 181,156,766.86
DR. ING. H.C. F. PORSCHE ... DE000PAG9113	90.26	-3.09% -2.88		24/04/16 17:35:05	588,040 53,124,067.68
E.ON SE DE000ENAG999	12.075	-2.23% -0.28		24/04/16 17:35:20	7,777,871 94,007,513.54
FRESENIUS SE & CO. KGAA DE0005785604	26.61	4.56% 1.16	█	24/04/16 17:41:05	1,964,221 51,906,112.38
HANNOVER RUECK SE DE0008402215	229.90	-1.42% -3.30		24/04/16 17:35:26	76,565 17,620,385.90
HEIDELBERG MATERIALS AG DE0006047004	95.70	-2.68% -2.64		24/04/16 17:35:08	398,648 38,236,623.96
HENKEL AG & CO KGAA VZ DE0006048432	71.00	-1.11% -0.80		24/04/16 17:35:14	484,544 34,364,499.20
INFINEON TECHNOLOGIES AG DE0006231004	32.09	-0.79% -0.26		24/04/16 17:36:19	4,078,338 129,872,376.45

DAX PERFORMANCE INDEX

MERCEDES-BENZ GROUP AG DE0007100000	74.61	-2.14% -1.63		24/04/16 17:36:44	3,364,354 251,115,689.97
MERCK KGAA DE0006599905	151.10	-0.72% -1.10		24/04/16 17:35:25	314,738 47,552,298.05
MTU AERO ENGINES AG DE000A0D9PT0	212.60	-1.85% -4.00		24/04/16 17:35:05	151,833 32,290,985.10
MÜNCHENER RÜCKVERSICHERUN... DE0008430026	411.00	-1.96% -8.20		24/04/16 17:42:38	221,034 91,078,648.10
PORSCHE AUTO HL SE DE000PAH0038	49.56	-1.98% -1.00		24/04/16 17:43:32	910,947 45,048,703.59
QIAGEN NV NL0015001WM6	36.92	-1.63% -0.61		24/04/16 17:35:16	532,929 19,715,242.99
RHEINMETALL AG DE0007030009	543.40	-1.52% -8.40		24/04/16 17:43:03	403,974 219,149,788.40