

KONGSBERG GRUPPEN ASA

ISIN: NO0003043309 WKN: -

Overview

2024/04/25 16:28:01

Price

69.125 USD

Difference  3.02% (2.03)

General attributes

ISIN NO0003043309

Symbol KOG

Exchange FINRA other OTC Issues

Currency USD

Sector Industry

Security type Stock

Market cap (m) 11,290 EUR

Benchmark NORWAY OSLO BORS ALL SHARE(TRG)

Market data

Bid (Bid size) -

Ask (Ask size) -

Open 69.125 USD

High 69.125 USD

Low 69.125 USD

Close (prev. day) 67.10 USD

VWAP 69.125 USD

Volume (pcs) 151

Trading volume 10,439.44

Number of trades 2

Last size 150

Futures and Options

Related Futures -

Related Options -

5Y













Information about previous performance does not guarantee future performance.

Source: FactSet

Recent research

on sector

| Date | Headline | Download |
|------------|---|---|
| 2024/04/26 |  Global Equity Ratings |  |
| 2024/04/03 |  Global Equity Ratings |  |
| 2024/03/13 |  Global Equity Ratings |  |
| 2024/02/22 |  Global Equity Ratings |  |
| 2024/02/14 |  Global Equity Ratings |  |

Details

2024/04/25 16:28:01

Price

69.125 USD

Difference ▲ 3.02% (2.03)

General attributes

| | |
|----------------|---------------------------------|
| ISIN | NO0003043309 |
| Symbol | KOG |
| Exchange | FINRA other OTC Issues |
| Currency | USD |
| Sector | Industry |
| Security type | Stock |
| Market cap (m) | 11,290 EUR |
| Benchmark | NORWAY OSLO BORS ALL SHARE(TRG) |

Market data

| | |
|-------------------|------------|
| Bid (Bid size) | - |
| Ask (Ask size) | - |
| Open | 69.125 USD |
| High | 69.125 USD |
| Low | 69.125 USD |
| Close (prev. day) | 67.10 USD |
| VWAP | 69.125 USD |
| Volume (pcs) | 151 |
| Trading volume | 10,439.44 |
| Number of trades | 2 |
| Last size | 150 |

Performance and Risk

| | 6m | 1Y | 3Y |
|-------------|-------|-------|-------|
| Perf (%) | - | - | - |
| Perf (abs.) | - | - | - |
| Beta | 0.49 | 0.52 | 0.64 |
| Volatility | 23.73 | 21.10 | 24.88 |

5Y



Information about previous performance does not guarantee future performance.
Source: FactSet

Price data

| | |
|---|-------------------------|
| Ø price 5 days Ø volume 5 days (pcs.) | 69.125 USD (32) |
| Ø price 30 days Ø volume 30 days (pcs.) | 68.405 USD (212) |
| Ø price 100 days Ø volume 100 days (pcs.) | 58.703 USD (516) |
| Ø price 250 days Ø volume 250 days (pcs.) | 54.740 USD (230) |
| YTD High date | 70.750 USD (2024/04/15) |
| YTD Low date | 45.600 USD (2024/01/02) |
| 52 Weeks High date | 70.750 USD (2024/04/15) |
| 52 Weeks Low date | 39.700 USD (2023/06/07) |

Arbitrage views

| Exchange 📍 | Date | Time | Price | Trading volume (mio.) | Number of trades |
|---|------------|-------|------------|-----------------------|------------------|
| Tradegate | 2024/04/26 | 22:26 | 64.30 EUR | 0.02 | 8 |
| Stuttgart | 2024/04/26 | 15:46 | 63.95 EUR | 0.00 | 14 |
| Munich | 2024/04/26 | 08:11 | 64.15 EUR | 0.00 | 2 |
| London Stock Exchange European Trade Reporting | 2024/04/26 | 16:20 | 758.25 NOK | 0.00 | 1 |
| Frankfurt | 2024/ | 09:15 | 63.75 EUR | 0.00 | 1 |

| | | | | | | |
|------------------------|----------------|-------|------------|------|--|---|
| | 04/26 | | | | | |
| First North Stockholm | 2024/ 04/26 | 14:15 | 760.50 NOK | 0.23 | | 2 |
| FINRA other OTC Issues | 2024/ 04/25 | 16:28 | 69.125 USD | 0.01 | | 2 |
| Duesseldorf | 2024/ 04/26 | 08:11 | 63.00 EUR | 0.00 | | 3 |
| Berlin | 2024/ 04/26 | 08:13 | 63.15 EUR | 0.00 | | 2 |

Company profile

Company Logo



KONGSBERG

Company Profile

-

Contact Details

KONGSBERG GRUPPEN

--

Telefon: -

Fax: -

E-mail: -