

CSPC PHARMACEUTICAL GROUP LTD.

15 minutes delayed

ISIN: **HK1093012172** WKN: -

Overview

2024/04/19 10:08:35 15 minutes delayed

Price

5.77 HKD

Difference  -1.54% (-0.09)

General attributes

ISIN HK1093012172

Symbol 1093

Exchange Hong Kong Stock Exchange

Currency HKD

Sector Chemical / Pharmaceutical / Health

Security type Stock

Market cap (m) 8,256 EUR

Benchmark MSCI WORLD INDEX (STRD, UHD)

Market data

Bid (Bid size) -

Ask (Ask size) -

Open 5.79 HKD

High 5.82 HKD

Low 5.65 HKD

Close (prev. day) 5.86 HKD

VWAP 5.736884 HKD

Volume (pcs) -

Trading volume -

Number of trades -

Last size -

Futures and Options

Related Futures -

Related Options -











5Y



Information about previous performance does not guarantee future performance.
Source: FactSet

Recent research

on sector

Date		Headline	Download
2024/04/03		Global Equity Ratings	
2024/03/13		Global Equity Ratings	
2024/02/22		Global Equity Ratings	
2024/02/14		Global Equity Ratings	
2024/01/23		Global Equity Ratings	

Details

2024/04/19 10:08:35 15 minutes delayed

Price

5.77 HKD

Difference  -1.54% (-0.09)

General attributes

ISIN	HK1093012172
Symbol	1093
Exchange	Hong Kong Stock Exchange
Currency	HKD
Sector	Chemical / Pharmaceutical / Health
Security type	Stock
Market cap (m)	8,256 EUR
Benchmark	MSCI WORLD INDEX (STRD, UHD)

Market data

Bid (Bid size)	-
Ask (Ask size)	-
Open	5.79 HKD
High	5.82 HKD
Low	5.65 HKD
Close (prev. day)	5.86 HKD
VWAP	5.736884 HKD
Volume (pcs)	-
Trading volume	-
Number of trades	-
Last size	-

Performance and Risk

	6m	1Y	3Y
Perf (%)	+4.34%	-28.05%	-40.82%
Perf (abs.)	+0.24	-2.25	-3.98
Beta	0.47	0.67	0.35
Volatility	38.90	35.11	40.50

5Y



Information about previous performance does not guarantee future performance.
Source: FactSet

Price data

Ø price 5 days Ø volume 5 days (pcs.)	5.82 HKD (-)
Ø price 30 days Ø volume 30 days (pcs.)	6.19 HKD (-)
Ø price 100 days Ø volume 100 days (pcs.)	6.39 HKD (-)
Ø price 250 days Ø volume 250 days (pcs.)	6.47 HKD (-)
YTD High date	7.37 HKD (2024/01/04)
YTD Low date	5.56 HKD (2024/01/22)
52 Weeks High date	8.26 HKD (2023/04/24)
52 Weeks Low date	5.20 HKD (2023/10/05)

All listings for CSPC PHARMACEUTICAL GROUP LTD.

Exchange 	Date	Time	Price	Trading volume (mio.)	Number of trades
Tradegate	2024/04/19	12:04	0.679 EUR	0.01	2
Stuttgart	2024/04/19	10:33	0.6784 EUR	0.00	2
Munich	2024/04/19	08:14	0.7046 EUR	0.00	1
Hong Kong Stock Exchange	2024/04/19	10:08	5.77 HKD	-	-
Hanover	2024/04/19	08:00	0.6698 EUR	0.00	1

	19					
Frankfurt	2024/04/ 19	15:52	0.688 EUR	0.06		6
FINRA other OTC Issues	2024/04/ 05	20:46	0.75 USD	0.00		1
Duesseldorf	2024/04/ 19	16:30	0.6714 EUR	0.00		4
Berlin	2024/04/ 19	08:15	0.671 EUR	0.00		1

Company profile

Company Logo

Contact Details

CSPC PHARMACEUTICAL GROUP LTD.

--

Telefon: -

Fax: -

E-mail: -

Company Profile

-

Members of Management Board

CAI Dongchen Chairman of Managing Board

CHAK Kin Man Member of Executive Committee

JIANG Hao Member of Executive Committee

LI Chunlei Member of Executive Committee

PAN Weidong Member of Executive Committee

WANG Huaiyu Member of Executive Committee

WANG Qingxi Member of Executive Committee

WANG Zhenguo Member of Executive Committee

ZHANG Cuilong Member of Executive Committee

Board of directors

Dong Chen Cai Chairman of Supervisory Board

Hao Jiang Member of Supervisory Board

Hong Guang Wang Member of Supervisory Board

Qingxi Wang Member of Supervisory Board

Bo Wang Member of Supervisory Board

Cheuk Kin Law Member of Supervisory Board

Chuan Chen Member of Supervisory Board

Chun Kwok Au Member of Supervisory Board

Chun Lei Li Member of Supervisory Board

Huai Yu Wang Member of Supervisory Board

Kin Man Chak Member of Supervisory Board

Quan Li Member of Supervisory Board

Wei Dong Pan Member of Supervisory Board

Zhen Guo Wang Member of Supervisory Board