

SPACE HELLAS EUR1.08

ISIN: GRS402003008 WKN: -

Overview

2024/04/26 16:14:58

Price
7.84 EURDifference  -1.26% (-0.10)

General attributes

ISIN	GRS402003008
Symbol	SPACE
Exchange	Athens Stock Exchange
Currency	EUR
Sector	-
Security type	Stock
Market cap (m)	51 EUR
Benchmark	GREECE

Market data

Bid (Bid size)	7.84 EUR (103)
Ask (Ask size)	- EUR (297)
Open	8.10 EUR
High	8.14 EUR
Low	7.68 EUR
Close (prev. day)	7.94 EUR
VWAP	7.91396 EUR
Volume (pcs)	49,298
Trading volume	390,142.42
Number of trades	318
Last size	297

Futures and Options








Related Futures	-
Related Options	-

5Y



Information about previous performance does not guarantee future performance.
Source: FactSet

Recent research

on market		
Date	Headline	Download
2024/04/26	 Global Equity Ratings	
2024/03/26	 Global Strategy 2Q 2024	
2024/03/13	 Global Equity Ratings	
2024/02/22	 Global Equity Ratings	
2024/02/14	 Global Equity Ratings	

Details

2024/04/26 16:14:58

Price

7.84 EUR

Difference ▼ -1.26% (-0.10)

General attributes

ISIN	GRS402003008
Symbol	SPACE
Exchange	Athens Stock Exchange
Currency	EUR
Sector	-
Security type	Stock
Market cap (m)	51 EUR
Benchmark	GREECE

Market data

Bid (Bid size)	7.84 EUR (103)
Ask (Ask size)	- EUR (297)
Open	8.10 EUR
High	8.14 EUR
Low	7.68 EUR
Close (prev. day)	7.94 EUR
VWAP	7.91396 EUR
Volume (pcs)	49,298
Trading volume	390,142.42
Number of trades	318
Last size	297

Performance and Risk

	6m	1Y	3Y
Perf (%)	+28.48%	+23.68%	+40.78%
Perf (abs.)	+1.76	+1.52	+2.30
Beta	0.99	1.03	0.86
Volatility	32.39	38.36	38.81

5Y



Information about previous performance does not guarantee future performance.
Source: FactSet

Price data

Ø price 5 days Ø volume 5 days (pcs.)	7.65 EUR (3,329)
Ø price 30 days Ø volume 30 days (pcs.)	7.71 EUR (2,373)
Ø price 100 days Ø volume 100 days (pcs.)	7.59 EUR (2,415)
Ø price 250 days Ø volume 250 days (pcs.)	7.43 EUR (2,653)
YTD High date	8.48 EUR (2024/01/15)
YTD Low date	7.00 EUR (2024/04/17)
52 Weeks High date	10.00 EUR (2023/07/13)
52 Weeks Low date	5.80 EUR (2023/10/09)

All listings for SPACE HELLAS EUR1.08

Exchange	Date	Time	Price	Trading volume (mio.)	Number of trades
London Stock Exchange	2018/05/22	17:36	5.20 EUR	0.00	1
Berlin	2024/04/26	08:52	7.70 EUR	0.00	1
Athens Stock Exchange	2024/04/26	16:14	7.84 EUR	0.39	318

Company profile

Company Logo

Contact Details

SPACE HELLAS

--

Telefon: -

Fax: -

E-mail: -

Company Profile

-