

## AUTOWALLIS PLC HUF12.5(POST SUBD)

ISIN: HU0000164504 WKN: -

## Overview

2024/05/06 17:19:59

Price  
151.50 HUFDifference  0.00% (0.00)

## General attributes

ISIN	HU0000164504
Symbol	AUTOWALLIS
Exchange	Budapest Stock Exchange
Currency	HUF
Sector	-
Security type	Stock
Market cap (m)	210 EUR
Benchmark	HUNGARY BUX

## Market data

Bid (Bid size)	149.50 HUF (1,295)
Ask (Ask size)	151.50 HUF (8,800)
Open	152.00 HUF
High	153.00 HUF
Low	149.50 HUF
Close (prev. day)	151.50 HUF
VWAP	151.4035 HUF
Volume (pcs)	231,529
Trading volume	35,054,297.00
Number of trades	63
Last size	-

## Futures and Options




Related Futures	6
Related Options	-

5Y



Information about previous performance does not guarantee future performance.  
Source: FactSet

## Recent research

on market		
Date	Headline	Download
2024/03/26	 Global Strategy 2Q 2024	
2024/01/09	 Global Strategy 1Q 2024	
2023/09/29	 Global Strategy 4Q 2023	
2023/06/27	 Global Strategy 3Q 2023	
2023/04/12	 Global Strategy 2Q 2023	

## Details

2024/05/06 17:19:59

### Price

151.50 HUF

Difference ↔ 0.00% (0.00)

### General attributes

ISIN	HU0000164504
Symbol	AUTOWALLIS
Exchange	Budapest Stock Exchange
Currency	HUF
Sector	-
Security type	Stock
Market cap (m)	210 EUR
Benchmark	HUNGARY BUX

### Market data

Bid (Bid size)	149.50 HUF (1,295)
Ask (Ask size)	151.50 HUF (8,800)
Open	152.00 HUF
High	153.00 HUF
Low	149.50 HUF
Close (prev. day)	151.50 HUF
VWAP	151.4035 HUF
Volume (pcs)	231,529
Trading volume	35,054,297.00
Number of trades	63
Last size	-

### Performance and Risk

	6m	1Y	3Y
Perf (%)	+32.89%	+61.17%	+53.65%
Perf (abs.)	+37.50	+57.50	+52.90
Beta	0.16	0.25	0.42
Volatility	34.28	30.39	30.89

5Y



Information about previous performance does not guarantee future performance.  
Source: FactSet

### Price data

Ø price 5 days   Ø volume 5 days (pcs.)	150.63 HUF (95,914)
Ø price 30 days   Ø volume 30 days (pcs.)	149.72 HUF (153,736)
Ø price 100 days   Ø volume 100 days (pcs.)	135.13 HUF (317,824)
Ø price 250 days   Ø volume 250 days (pcs.)	117.49 HUF (216,116)
YTD High   date	168.00 HUF (2024/03/05)
YTD Low   date	113.00 HUF (2024/01/02)
52 Weeks High   date	168.00 HUF (2024/03/05)
52 Weeks Low   date	88.60 HUF (2023/07/19)

### Arbitrage views

Exchange <span>↕</span>	Date	Time	Price	Trading volume (mio.)	Number of trades
Budapest Stock Exchange	2024/05/06	17:19	151.50 HUF	35.05	63

## Company profile

### Company Logo

#### Contact Details

ALTERA WEALTH MANAGEMENT PLC

--

----

Telefon: -

Fax: -

E-mail: -

### Company Profile

-