

## AUTOWALLIS PLC HUF12.5(POST SUBD)

ISIN: HU0000164504 WKN: -

## Overview

2024/04/19 17:20:00

Price  
147.00 HUFDifference  -1.34% (-2.00)

## General attributes

ISIN	HU0000164504
Symbol	AUTOWALLIS
Exchange	Budapest Stock Exchange
Currency	HUF
Sector	-
Security type	Stock
Market cap (m)	201 EUR
Benchmark	HUNGARY BUX

## Market data

Bid (Bid size)	147.00 HUF (2,300)
Ask (Ask size)	148.50 HUF (244)
Open	145.50 HUF
High	148.50 HUF
Low	145.50 HUF
Close (prev. day)	149.00 HUF
VWAP	146.6924 HUF
Volume (pcs)	55,424
Trading volume	8,130,278.00
Number of trades	28
Last size	-

## Futures and Options




Related Futures	7
Related Options	-

5Y



Information about previous performance does not guarantee future performance.  
Source: FactSet

## Recent research

on market		
Date	Headline	Download
2024/03/26	 Global Strategy 2Q 2024	
2024/01/09	 Global Strategy 1Q 2024	
2023/09/29	 Global Strategy 4Q 2023	
2023/06/27	 Global Strategy 3Q 2023	
2023/04/12	 Global Strategy 2Q 2023	

## Details

2024/04/19 17:20:00

## Price

147.00 HUF

Difference ▼ -1.34% (-2.00)

## General attributes

ISIN	HU0000164504
Symbol	AUTOWALLIS
Exchange	Budapest Stock Exchange
Currency	HUF
Sector	-
Security type	Stock
Market cap (m)	201 EUR
Benchmark	HUNGARY BUX

## Market data

Bid (Bid size)	147.00 HUF (2,300)
Ask (Ask size)	148.50 HUF (244)
Open	145.50 HUF
High	148.50 HUF
Low	145.50 HUF
Close (prev. day)	149.00 HUF
VWAP	146.6924 HUF
Volume (pcs)	55,424
Trading volume	8,130,278.00
Number of trades	28
Last size	-

## Performance and Risk

	6m	1Y	3Y
Perf (%)	+26.72%	+53.44%	+44.12%
Perf (abs.)	+31.00	+51.20	+45.00
Beta	0.14	0.23	0.42
Volatility	33.99	30.30	30.87

5Y



Information about previous performance does not guarantee future performance.  
Source: FactSet

## Price data

Ø price 5 days   Ø volume 5 days (pcs.)	148.50 HUF (98,884)
Ø price 30 days   Ø volume 30 days (pcs.)	151.00 HUF (289,185)
Ø price 100 days   Ø volume 100 days (pcs.)	131.54 HUF (327,450)
Ø price 250 days   Ø volume 250 days (pcs.)	115.16 HUF (213,594)
YTD High   date	168.00 HUF (2024/03/05)
YTD Low   date	113.00 HUF (2024/01/02)
52 Weeks High   date	168.00 HUF (2024/03/05)
52 Weeks Low   date	88.60 HUF (2023/07/19)

## All listings for AUTOWALLIS PLC HUF12.5(POST SUBD)

Exchange	Date	Time	Price	Trading volume (mio.)	Number of trades
Budapest Stock Exchange	2024/04/19	17:20	147.00 HUF	8.13	28

## Company profile

### Company Logo

#### Contact Details

ALTERA WEALTH MANAGEMENT PLC

--

----

Telefon: -

Fax: -

E-mail: -

### Company Profile

-