

KRI-KRI MILK INDUSTRY SA EUR0.38

ISIN: **GRS469003024** WKN: -

Overview

2022/11/14 15:58:36

Price
5.76 EURDifference  -21.10% (-1.54)

General attributes

ISIN	GRS469003024
Symbol	KRI
Exchange	London Stock Exchange
Currency	EUR
Sector	Consumer Products
Security type	Stock
Market cap (m)	397 EUR
Benchmark	GREECE

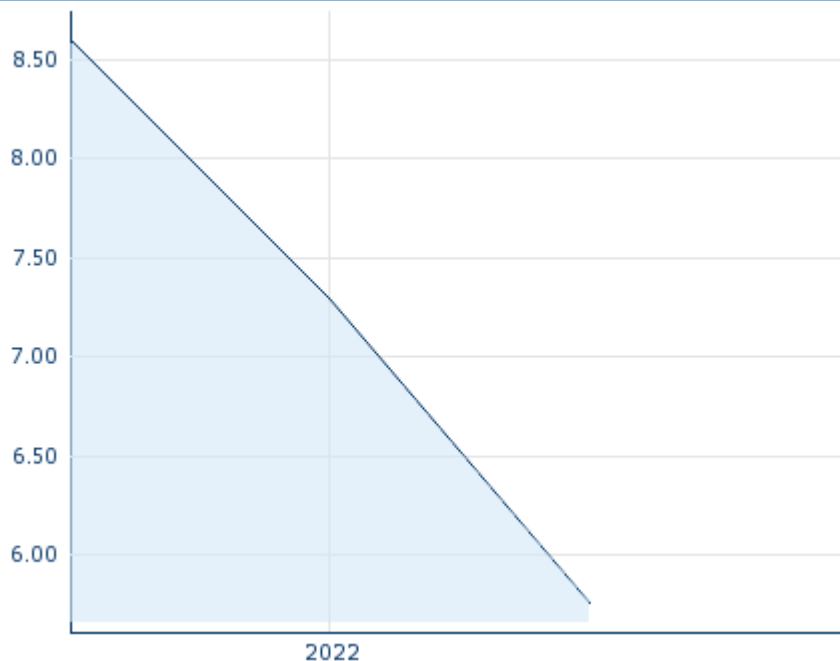
Market data

Bid (Bid size)	-
Ask (Ask size)	-
Open	5.76 EUR
High	5.76 EUR
Low	5.76 EUR
Close (prev. day)	7.30 EUR
VWAP	5.76 EUR
Volume (pcs)	56
Trading volume	322.56
Number of trades	1
Last size	56

Futures and Options

Related Futures	-
Related Options	-

5Y



Information about previous performance does not guarantee future performance.
Source: FactSet

Recent research

on sector		on market	
Date	Headline	Download	
2024/08/16	 Akciové trhy - denní zpráva		
2024/08/15	 Akciové trhy - denní zpráva		
2024/08/14	 Akciové trhy - denní zpráva		
2024/08/13	 Akciové trhy - denní zpráva		
2024/08/12	 Global Equity Ratings		

Details

2022/11/14 15:58:36

Price
5.76 EURDifference  -21.10% (-1.54)

General attributes

ISIN	GRS469003024
Symbol	KRI
Exchange	London Stock Exchange
Currency	EUR
Sector	Consumer Products
Security type	Stock
Market cap (m)	397 EUR
Benchmark	GREECE

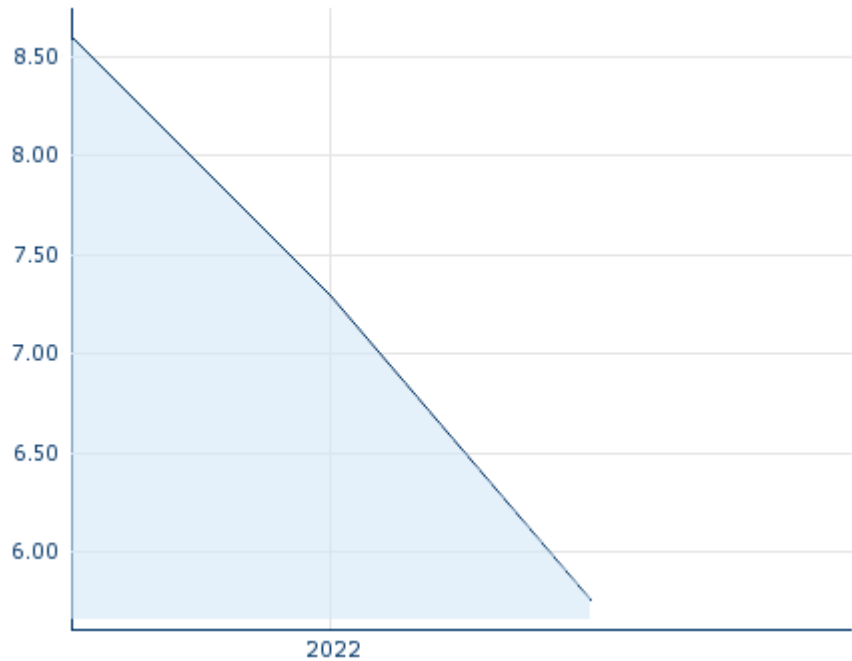
Market data

Bid (Bid size)	-
Ask (Ask size)	-
Open	5.76 EUR
High	5.76 EUR
Low	5.76 EUR
Close (prev. day)	7.30 EUR
VWAP	5.76 EUR
Volume (pcs)	56
Trading volume	322.56
Number of trades	1
Last size	56

Performance and Risk

	6m	1Y	3Y
Perf (%)	-	-	-
Perf (abs.)	-	-	-
Beta	0.67	0.51	0.48
Volatility	-	-	-

5Y




Information about previous performance does not guarantee future performance.
Source: FactSet

Price data

Ø price 5 days Ø volume 5 days (pcs.)	- EUR (-)
Ø price 30 days Ø volume 30 days (pcs.)	- EUR (-)
Ø price 100 days Ø volume 100 days (pcs.)	- EUR (-)
Ø price 250 days Ø volume 250 days (pcs.)	- EUR (-)
YTD High date	- EUR (-)
YTD Low date	- EUR (-)
52 Weeks High date	- EUR (-)
52 Weeks Low date	- EUR (-)

All listings for KRI-KRI MILK INDUSTRY SA EUR0.38

Exchange 	Date	Time	Price	Trading volume (mio.)	Number of trades
Stuttgart	2024/08/16	13:28	12.80 EUR	0.00	8
Munich	2024/08/16	08:09	11.85 EUR	0.00	1
London Stock Exchange	2022/11/14	15:58	5.76 EUR	0.00	1
Frankfurt	2024/08/16	13:44	11.80 EUR	0.00	1
Duesseldorf	2024/08/16	14:19	12.00 EUR	0.00	2

	16						
Athens Stock Exchange	2024/08/16	16:11	12.00	EUR	0.21		90

Company profile

Company Logo

Contact Details

KRI KRI

--

Telefon: -

Fax: -

E-mail: -

Company Profile

-