



TECHNICAL OLYMPIC SA EUR5(REGD)

ISIN: **GRS403003007** WKN: -

Overview

2018/05/22 17:36:22	
Price	2.10 EUR
Difference	 0.48% (0.01)

5Y



General attributes	
ISIN	GRS403003007
Symbol	OLYMP
Exchange	London Stock Exchange
Currency	EUR
Sector	Consumer Products
Security type	Stock
Market cap (m)	102 EUR
Benchmark	GREECE

Market data	
Bid (Bid size)	-
Ask (Ask size)	-
Open	2.10 EUR
High	2.10 EUR
Low	2.10 EUR
Close (prev. day)	2.09 EUR
VWAP	-
Volume (pcs)	-
Trading volume	-
Number of trades	1
Last size	-

Futures and Options	
Related Futures	-
Related Options	-

Information about previous performance does not guarantee future performance.
Source: FactSet

Recent research

on sector		on market	
Date	Headline	Download	
2024/07/17	 Akciové trhy - denní zpráva		
2024/07/16	 Akciové trhy - denní zpráva		
2024/07/15	 Akciové trhy - denní zpráva		
2024/07/12	 Global Equity Ratings		
2024/07/12	 Akciové trhy - denní zpráva		

Details

2018/05/22 17:36:22

Price
2.10 EUR

Difference ▲ 0.48% (0.01)

General attributes

ISIN	GRS403003007
Symbol	OLYMP
Exchange	London Stock Exchange
Currency	EUR
Sector	Consumer Products
Security type	Stock
Market cap (m)	102 EUR
Benchmark	GREECE


Market data

Bid (Bid size)	-
Ask (Ask size)	-
Open	2.10 EUR
High	2.10 EUR
Low	2.10 EUR
Close (prev. day)	2.09 EUR
VWAP	-
Volume (pcs)	-
Trading volume	-
Number of trades	1
Last size	-

Performance and Risk

	6m	1Y	3Y
Perf (%)	-	-	-
Perf (abs.)	-	-	-
Beta	0.67	0.88	0.63
Volatility	53.11	53.11	53.11

5Y



Information about previous performance does not guarantee future performance.
Source: FactSet

Price data

Ø price 5 days Ø volume 5 days (pcs.)	2.13 EUR (0)
Ø price 30 days Ø volume 30 days (pcs.)	2.10 EUR (0)
Ø price 100 days Ø volume 100 days (pcs.)	- EUR (0)
Ø price 250 days Ø volume 250 days (pcs.)	- EUR (0)
YTD High date	2.52 EUR (2018/01/26)
YTD Low date	1.60 EUR (2018/01/02)
52 Weeks High date	2.52 EUR (2018/01/26)
52 Weeks Low date	1.46 EUR (2017/12/14)

All listings for TECHNICAL OLYMPIC SA EUR5(REGD)

Exchange 📍	Date	Time	Price	Trading volume (mio.)	Number of trades
Stuttgart	2024/07/17	08:03	2.10 EUR	0.00	1
London Stock Exchange	2018/05/22	17:36	2.10 EUR	0.00	1
Frankfurt	2024/07/17	08:03	2.46 EUR	0.00	1
Duesseldorf	2024/07/17	08:12	2.45 EUR	0.00	1
Athens Stock	2024/07/17	13:07	2.49 EUR	0.01	20

Company profile

Company Logo



Company Profile

-

Contact Details

TECHN OLYMPIC

--

Telefon: -

Fax: -

E-mail: -