

CENTRIC HOLDINGS SA EUR0.36(CR)

ISIN: **GRS449003003** WKN: -

Overview

2018/05/21 17:59:22

Price

0.141 EUR

Difference  4.44% (0.01)

General attributes

ISIN	GRS449003003
Symbol	CENTR
Exchange	London Stock Exchange
Currency	EUR
Sector	-
Security type	Stock
Market cap (m)	34 EUR
Benchmark	GREECE

Market data

Bid (Bid size)	-
Ask (Ask size)	-
Open	0.141 EUR
High	0.141 EUR
Low	0.141 EUR
Close (prev. day)	0.135 EUR
VWAP	-
Volume (pcs)	-
Trading volume	-
Number of trades	1
Last size	-

Futures and Options








Related Futures	-
Related Options	-

5Y

Chart
not available

Information about previous performance does not guarantee future performance.
Source: FactSet

Recent research

on market			
Date		Headline	Download
2024/08/12		Global Equity Ratings	
2024/07/03		Global Strategy 3Q 2024	
2024/06/21		Global Equity Ratings	
2024/06/14		Global Equity Ratings	
2024/04/26		Global Equity Ratings	

Details

2018/05/21 17:59:22

Price

0.141 EUR

Difference  4.44% (0.01)

General attributes

ISIN	GRS449003003
Symbol	CENTR
Exchange	London Stock Exchange
Currency	EUR
Sector	-
Security type	Stock
Market cap (m)	34 EUR
Benchmark	GREECE

Market data

Bid (Bid size)	-
Ask (Ask size)	-
Open	0.141 EUR
High	0.141 EUR
Low	0.141 EUR
Close (prev. day)	0.135 EUR
VWAP	-
Volume (pcs)	-
Trading volume	-
Number of trades	1
Last size	-

Performance and Risk

	6m	1Y	3Y
Perf (%)	-	-	-
Perf (abs.)	-	-	-
Beta	1.00	0.91	0.92
Volatility	68.78	68.78	68.78

5Y

Chart
not available

Information about previous performance does not guarantee future performance.
Source: FactSet

Price data

Ø price 5 days Ø volume 5 days (pcs.)	0.139 EUR (0)
Ø price 30 days Ø volume 30 days (pcs.)	0.152 EUR (0)
Ø price 100 days Ø volume 100 days (pcs.)	- EUR (0)
Ø price 250 days Ø volume 250 days (pcs.)	- EUR (0)
YTD High date	0.198 EUR (2018/01/25)
YTD Low date	0.133 EUR (2018/05/16)
52 Weeks High date	0.198 EUR (2018/01/25)
52 Weeks Low date	0.126 EUR (2017/12/14)

All listings for CENTRIC HOLDINGS SA EUR0.36(CR)

Exchange 	Date	Time	Price	Trading volume (mio.)	Number of trades
London Stock Exchange	2018/05/21	17:59	0.141 EUR	0.00	1
Athens Stock Exchange	2024/08/21	16:10	0.338 EUR	0.01	36

Company profile

Company Logo

Contact Details

CENTRIC MULTIMEDIA SA

--

Telefon: -

Fax: -

E-mail: -

Company Profile

-