

CENTRIC HOLDINGS SA EUR0.36(CR)

ISIN: **GRS449003003** WKN: -

Overview

2018/05/21 17:59:22

5Y

Price

0.141 EUR

Difference  4.44% (0.01)

General attributes

| | |
|----------------|-----------------------|
| ISIN | GRS449003003 |
| Symbol | CENTR |
| Exchange | London Stock Exchange |
| Currency | EUR |
| Sector | - |
| Security type | Stock |
| Market cap (m) | 38 EUR |
| Benchmark | GREECE |

Market data

| | |
|-------------------|-----------|
| Bid (Bid size) | - |
| Ask (Ask size) | - |
| Open | 0.141 EUR |
| High | 0.141 EUR |
| Low | 0.141 EUR |
| Close (prev. day) | 0.135 EUR |
| VWAP | - |
| Volume (pcs) | - |
| Trading volume | - |
| Number of trades | 1 |
| Last size | - |





Futures and Options

| | |
|-----------------|---|
| Related Futures | - |
| Related Options | - |

Chart
not available

Information about previous performance does not guarantee future performance.
Source: FactSet

Recent research

| on market | | | |
|------------|---|-------------------------|---|
| Date | | Headline | Download |
| 2024/04/26 |  | Global Equity Ratings |  |
| 2024/03/26 |  | Global Strategy 2Q 2024 |  |
| 2024/03/13 |  | Global Equity Ratings |  |
| 2024/02/22 |  | Global Equity Ratings |  |
| 2024/02/14 |  | Global Equity Ratings |  |

Details

2018/05/21 17:59:22

Price

0.141 EUR

Difference  4.44% (0.01)

General attributes

| | |
|----------------|-----------------------|
| ISIN | GRS449003003 |
| Symbol | CENTR |
| Exchange | London Stock Exchange |
| Currency | EUR |
| Sector | - |
| Security type | Stock |
| Market cap (m) | 38 EUR |
| Benchmark | GREECE |

Market data

| | |
|-------------------|-----------|
| Bid (Bid size) | - |
| Ask (Ask size) | - |
| Open | 0.141 EUR |
| High | 0.141 EUR |
| Low | 0.141 EUR |
| Close (prev. day) | 0.135 EUR |
| VWAP | - |
| Volume (pcs) | - |
| Trading volume | - |
| Number of trades | 1 |
| Last size | - |

Performance and Risk

| | 6m | 1Y | 3Y |
|-------------|-------|-------|-------|
| Perf (%) | - | - | - |
| Perf (abs.) | - | - | - |
| Beta | 0.87 | 0.75 | 0.95 |
| Volatility | 68.78 | 68.78 | 68.78 |

5Y

Chart
not available

Information about previous performance does not guarantee future performance.
Source: FactSet

Price data

| | |
|---|------------------------|
| Ø price 5 days Ø volume 5 days (pcs.) | 0.139 EUR (0) |
| Ø price 30 days Ø volume 30 days (pcs.) | 0.152 EUR (0) |
| Ø price 100 days Ø volume 100 days (pcs.) | - EUR (0) |
| Ø price 250 days Ø volume 250 days (pcs.) | - EUR (0) |
| YTD High date | 0.198 EUR (2018/01/25) |
| YTD Low date | 0.133 EUR (2018/05/16) |
| 52 Weeks High date | 0.198 EUR (2018/01/25) |
| 52 Weeks Low date | 0.126 EUR (2017/12/14) |

All listings for CENTRIC HOLDINGS SA EUR0.36(CR)

| Exchange  | Date | Time | Price | Trading volume (mio.) | Number of trades |
|--|------------|-------|-----------|-----------------------|------------------|
| London Stock Exchange | 2018/05/21 | 17:59 | 0.141 EUR | 0.00 | 1 |
| Athens Stock Exchange | 2024/05/02 | 16:13 | 0.37 EUR | 0.04 | 133 |

Company profile

Company Logo

Contact Details

CENTRIC MULTIMEDIA SA

--

Telefon: -

Fax: -

E-mail: -

Company Profile

-