

## GYLDENDAL B A/S

ISIN: **DK0010247600** WKN: -

## Overview

2018/05/18 18:03:54

Price

454.00 DKK

Difference  -0.44% (-2.00)

## General attributes

ISIN DK0010247600

Symbol GYLD B

Exchange London Stock Exchange

Currency DKK

Sector Media / Entertainment /  
RecreationSecurity  
type StockMarket cap 111 EUR  
(m)

Benchmark OMX COPENHAGEN 20

## Market data

Bid (Bid size) -

Ask (Ask size) -

Open 454.00 DKK

High 454.00 DKK

Low 454.00 DKK

Close (prev. day) 456.00 DKK

VWAP -

Volume (pcs) -

Trading volume -

Number of trades 1

Last size -

## Futures and Options

Related Futures -

Related Options -

5Y











Chart  
not available

Information about previous performance does not guarantee future performance.

Source: FactSet

## Recent research

on sector

Date		Headline	Download
2024/09/27		Global Equity Ratings	
2024/09/11		Global Equity Ratings	
2024/09/05		Global Equity Ratings	
2024/08/12		Global Equity Ratings	
2024/07/24		Global Equity Ratings	

## Details

2018/05/18 18:03:54

## Price

454.00 DKK

Difference  -0.44% (-2.00)

## General attributes

ISIN DK0010247600

Symbol GYLD B

Exchange London Stock Exchange

Currency DKK

Sector Media / Entertainment /  
Recreation

Security type Stock

Market cap 111 EUR  
(m)

Benchmark OMX COPENHAGEN 20

## Market data

Bid (Bid size) -

Ask (Ask size) -

Open 454.00 DKK

High 454.00 DKK

Low 454.00 DKK

Close (prev. day) 456.00 DKK

VWAP -

Volume (pcs) -

Trading volume -

Number of trades 1

Last size -

## Performance and Risk

	6m	1Y	3Y
Perf (%)	-	-	-
Perf (abs.)	-	-	-
Beta	0.05	-0.01	0.07
Volatility	60.23	60.23	60.23

5Y

Chart  
not available

Information about previous performance does not guarantee future performance.  
Source: FactSet

## Price data

Ø price 5 days | Ø volume 5 days (pcs.) 451.60 DKK (0)

Ø price 30 days | Ø volume 30 days (pcs.) 458.13 DKK (0)

Ø price 100 days | Ø volume 100 days (pcs.) - DKK (0)

Ø price 250 days | Ø volume 250 days (pcs.) - DKK (0)


YTD High | date 488.00 DKK (2018/04/12)

YTD Low | date 400.00 DKK (2018/02/20)

52 Weeks High | date 488.00 DKK (2018/04/12)

52 Weeks Low | date 400.00 DKK (2018/02/20)

## All listings for GYLDENDAL B A/S

Exchange 	Date	Time	Price	Trading volume (mio.)	Number of trades
Nasdaq Copenhagen	2024/10/18	17:20	308.00 DKK	0.02	4
London Stock Exchange	2018/05/18	18:03	454.00 DKK	0.00	1

## Company profile

### Company Logo

#### Contact Details

GYLDENDAL A

--

----

Telefon: -

Fax: -

E-mail: -

### Company Profile

-