

CIE IMMOBILIÈRE DE BELGIQUE S.A.

ISIN: **BE0003599108** WKN: **000359910**

Overview

2023/09/29 17:40:39

Price

29.15 EUR

Difference  -45.41% (-24.25)

General attributes

ISIN	BE0003599108
Symbol	IMMO
Exchange	London Stock Exchange
Currency	EUR
Sector	Other
Security type	Stock
Market cap (m)	269 EUR
Benchmark	BEL 20 INDEX

Market data

Bid (Bid size)	-
Ask (Ask size)	-
Open	29.15 EUR
High	29.15 EUR
Low	29.15 EUR
Close (prev. day)	53.40 EUR
VWAP	29.15 EUR
Volume (pcs)	397
Trading volume	11,572.55
Number of trades	1
Last size	397


Futures and Options

Related Futures	-
Related Options	-

PDF Downloads

Company report: CIE IMMOBILIÈRE DE BELGIQUE S.A. 


5Y



Information about previous performance does not guarantee future performance.

Source: FactSet

Recent research

on sector		on market	
Date		Headline	Download
2024/07/12		Global Equity Ratings	
2024/06/21		Global Equity Ratings	
2024/06/14		Global Equity Ratings	
2024/05/29		Global Equity Ratings	
2024/04/26		Global Equity Ratings	

Details

2023/09/29 17:40:39

Price

29.15 EUR

Difference  -45.41% (-24.25)

General attributes

ISIN	BE0003599108
Symbol	IMMO
Exchange	London Stock Exchange
Currency	EUR
Sector	Other
Security type	Stock
Market cap (m)	269 EUR
Benchmark	BEL 20 INDEX


Market data

Bid (Bid size)	-
Ask (Ask size)	-
Open	29.15 EUR
High	29.15 EUR
Low	29.15 EUR
Close (prev. day)	53.40 EUR
VWAP	29.15 EUR
Volume (pcs)	397
Trading volume	11,572.55
Number of trades	1
Last size	397

Performance and Risk

	6m	1Y	3Y
Perf (%)	-	-	-
Perf (abs.)	-	-	-
Beta	0.91	1.01	0.86
Volatility	-	-	-

5Y



Information about previous performance does not guarantee future performance.
Source: FactSet

Price data

Ø price 5 days Ø volume 5 days (pcs.)	- EUR (-)
Ø price 30 days Ø volume 30 days (pcs.)	- EUR (-)
Ø price 100 days Ø volume 100 days (pcs.)	- EUR (-)
Ø price 250 days Ø volume 250 days (pcs.)	- EUR (-)
YTD High date	- EUR (-)
YTD Low date	- EUR (-)
52 Weeks High date	- EUR (-)
52 Weeks Low date	- EUR (-)

All listings for CIE IMMOBILIÈRE DE BELGIQUE S.A.

Exchange 	Date	Time	Price	Trading volume (mio.)	Number of trades
Stuttgart	2024/07/16	13:33	25.05 EUR	0.00	4
London Stock Exchange	2023/09/29	17:40	29.15 EUR	0.01	1
Frankfurt	2024/07/16	08:02	25.60 EUR	0.00	2
Euronext Brussels	2024/07/16	17:35	26.35 EUR	0.06	37
Duesseldorf	2024/07/16	09:05	25.20 EUR	0.00	3

Company profile

Company Logo



Contact Details

IMMOBEL SA

--

Boulevard Anspach 1 - 1000 Brüssel

Telefon: +32-2-422-53-11

Fax: +32-2-422-53-01

E-mail: info@immobelgroup.com

PDF Downloads

Company report: CIE IMMOBILIÈRE DE BELGIQUE S.A. 

Company Profile

Immobel SA engages in the developing and marketing of urban projects. The firm caters to the residential, offices, retail, urban mixed-use developments, housing estates, and hospitality sectors. It operates through the following business segments: Offices, Residential Development, and Landbanking. The company was founded on July 9, 1863 and is headquartered in Brussels, Belgium.

Members of Management Board

Marnix Galle Chairman of Managing Board

Adel Yahia Member of Executive Committee

Karel Breda Member of Executive Committee

Olivier Thiel Member of Executive Committee

Stephanie De Wilde Member of Executive Committee

Board of directors

Annick van Overstraeten Member of Supervisory Board

Astrid de Lathauwer Member of Supervisory Board

Michèle Sioen Member of Supervisory Board

Patrick Albrand Member of Supervisory Board

Pierre Nothomb Member of Supervisory Board

Wolfgang de Limburg Stirum Member of Supervisory Board