

POZAVAROVALNICA SAVA D. D NPV

ISIN: **SI0021110513** WKN: -

Overview

2022/06/21 15:39:11

Price

25.40 EUR

Difference  53.94% (8.90)

General attributes

ISIN	SI0021110513
Symbol	POSR
Exchange	London Stock Exchange
Currency	EUR
Sector	-
Security type	Stock
Market cap (m)	668 EUR
Benchmark	MSCI WORLD INDEX (STRD, UHD)

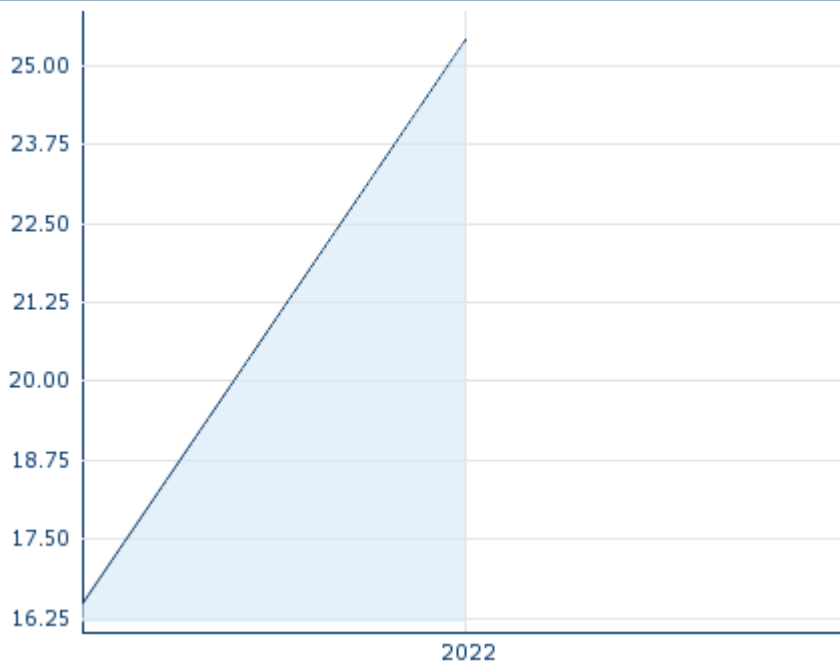
Market data

Bid (Bid size)	-
Ask (Ask size)	-
Open	25.40 EUR
High	25.40 EUR
Low	25.40 EUR
Close (prev. day)	16.50 EUR
VWAP	25.40 EUR
Volume (pcs)	263
Trading volume	6,680.20
Number of trades	1
Last size	263

Futures and Options

Related Futures	-
Related Options	-

5Y













Information about previous performance does not guarantee future performance.

Source: FactSet

Recent research

on market

Date	Headline	Download
2024/08/12	 Global Equity Ratings	
2024/07/03	 Global Strategy 3Q 2024	
2024/06/21	 Global Equity Ratings	
2024/06/14	 Global Equity Ratings	
2024/04/26	 Global Equity Ratings	

Details

2022/06/21 15:39:11

Price

25.40 EUR

Difference ▲ 53.94% (8.90)

General attributes

ISIN	SI0021110513
Symbol	POSR
Exchange	London Stock Exchange
Currency	EUR
Sector	-
Security type	Stock
Market cap (m)	668 EUR
Benchmark	MSCI WORLD INDEX (STRD, UHD)

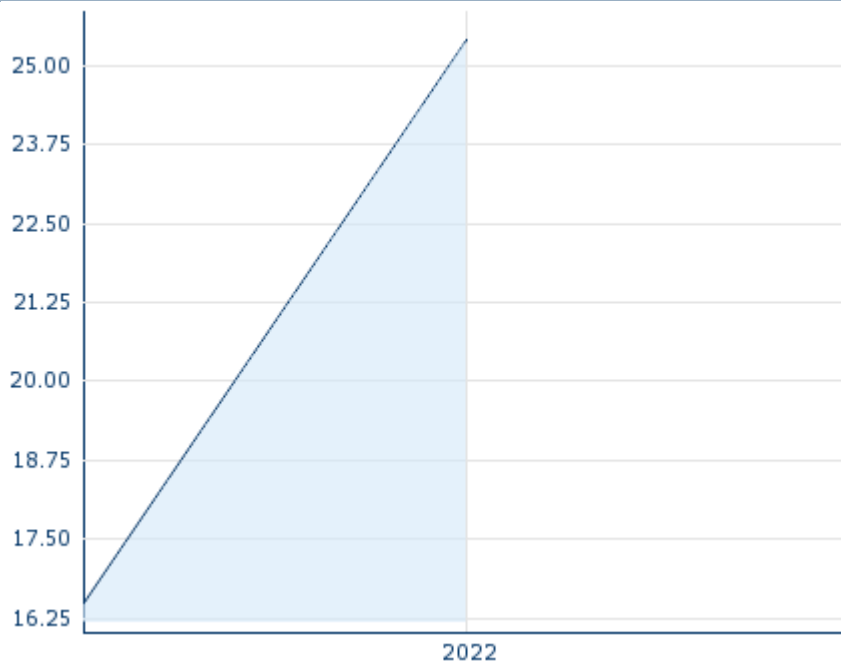
Market data

Bid (Bid size)	-
Ask (Ask size)	-
Open	25.40 EUR
High	25.40 EUR
Low	25.40 EUR
Close (prev. day)	16.50 EUR
VWAP	25.40 EUR
Volume (pcs)	263
Trading volume	6,680.20
Number of trades	1
Last size	263

Performance and Risk

	6m	1Y	3Y
Perf (%)	-	-	-
Perf (abs.)	-	-	-
Beta	0.61	0.37	0.33
Volatility	-	-	-

5Y



Information about previous performance does not guarantee future performance.
Source: FactSet

Price data

Ø price 5 days Ø volume 5 days (pcs.)	- EUR (-)
Ø price 30 days Ø volume 30 days (pcs.)	- EUR (-)
Ø price 100 days Ø volume 100 days (pcs.)	- EUR (-)
Ø price 250 days Ø volume 250 days (pcs.)	- EUR (-)
YTD High date	- EUR (-)
YTD Low date	- EUR (-)
52 Weeks High date	- EUR (-)
52 Weeks Low date	- EUR (-)

All listings for POZAVAROVALNICA SAVA D. D NPV

Exchange ⊕	Date	Time	Price	Trading volume (mio.)	Number of trades
London Stock Exchange	2022/06/21	15:39	25.40 EUR	0.01	1
Ljubljana Stock Exchange	2024/08/16	15:24	38.80 EUR	0.01	7

Company profile

Company Logo

Contact Details

POZAVAROVALNICA

--

Telefon: -

Fax: -

E-mail: -

Company Profile

-