

## POZAVAROVALNICA SAVA D. D NPV

ISIN: **SI0021110513** WKN: -

## Overview

2022/06/21 15:39:11

Price

25.40 EUR

Difference  53.94% (8.90)

## General attributes

ISIN	SI0021110513
Symbol	POSR
Exchange	London Stock Exchange
Currency	EUR
Sector	-
Security type	Stock
Market cap (m)	644 EUR
Benchmark	MSCI WORLD INDEX (STRD, UHD)

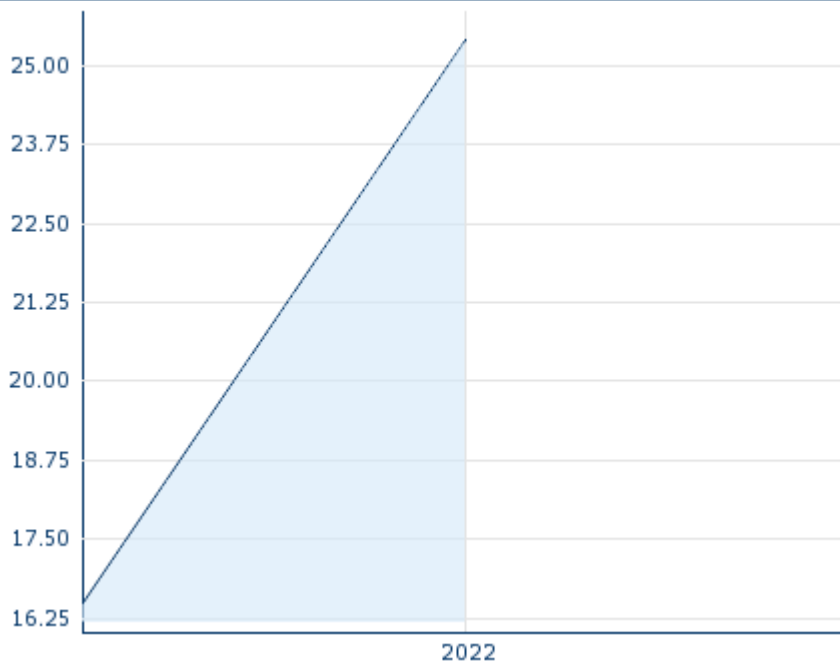
## Market data

Bid (Bid size)	-
Ask (Ask size)	-
Open	25.40 EUR
High	25.40 EUR
Low	25.40 EUR
Close (prev. day)	16.50 EUR
VWAP	25.40 EUR
Volume (pcs)	263
Trading volume	6,680.20
Number of trades	1
Last size	263

## Futures and Options

Related Futures	-
Related Options	-

5Y












Information about previous performance does not guarantee future performance.

Source: FactSet

## Recent research

on market

Date	Headline	Download
2024/07/03	 Global Strategy 3Q 2024	
2024/06/21	 Global Equity Ratings	
2024/06/14	 Global Equity Ratings	
2024/04/26	 Global Equity Ratings	
2024/03/26	 Global Strategy 2Q 2024	

## Details

2022/06/21 15:39:11

## Price

25.40 EUR

Difference ▲ 53.94% (8.90)

## General attributes

ISIN	SI0021110513
Symbol	POSR
Exchange	London Stock Exchange
Currency	EUR
Sector	-
Security type	Stock
Market cap (m)	644 EUR
Benchmark	MSCI WORLD INDEX (STRD, UHD)

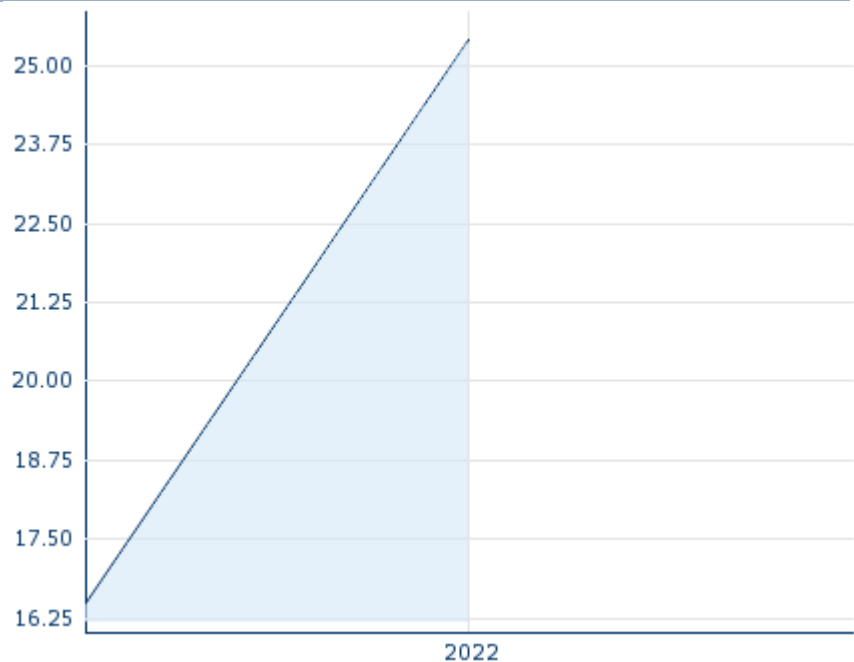
## Market data

Bid (Bid size)	-
Ask (Ask size)	-
Open	25.40 EUR
High	25.40 EUR
Low	25.40 EUR
Close (prev. day)	16.50 EUR
VWAP	25.40 EUR
Volume (pcs)	263
Trading volume	6,680.20
Number of trades	1
Last size	263

## Performance and Risk

	6m	1Y	3Y
Perf (%)	-	-	-
Perf (abs.)	-	-	-
Beta	0.25	0.15	0.31
Volatility	-	-	-

5Y



Information about previous performance does not guarantee future performance.  
Source: FactSet

## Price data

Ø price 5 days   Ø volume 5 days (pcs.)	- EUR (-)
Ø price 30 days   Ø volume 30 days (pcs.)	- EUR (-)
Ø price 100 days   Ø volume 100 days (pcs.)	- EUR (-)
Ø price 250 days   Ø volume 250 days (pcs.)	- EUR (-)
YTD High   date	- EUR (-)
YTD Low   date	- EUR (-)
52 Weeks High   date	- EUR (-)
52 Weeks Low   date	- EUR (-)

## All listings for POZAVAROVALNICA SAVA D. D NPV

Exchange <span>📍</span>	Date	Time	Price	Trading volume (mio.)	Number of trades
London Stock Exchange	2022/06/21	15:39	25.40 EUR	0.01	1
Ljubljana Stock Exchange	2024/07/17	13:40	37.40 EUR	0.11	7

## Company profile

### Company Logo

#### Contact Details

POZAVAROVALNICA

--

----

Telefon: -

Fax: -

E-mail: -

### Company Profile

-