

DECEUNINCK N.V.

ISIN: **BE0003789063** WKN: **000378906**

Overview

2021/04/23 12:09:20

Price
2.83 EURDifference  27.91% (0.62)

General attributes

| | |
|----------------|-----------------------|
| ISIN | BE0003789063 |
| Symbol | DECB |
| Exchange | London Stock Exchange |
| Currency | EUR |
| Sector | Industry |
| Security type | Stock |
| Market cap (m) | 356 EUR |
| Benchmark | BEL 20 INDEX |

Market data

| | |
|-------------------|--------------|
| Bid (Bid size) | - |
| Ask (Ask size) | - |
| Open | 2.83 EUR |
| High | 2.83 EUR |
| Low | 2.83 EUR |
| Close (prev. day) | 2.2125 EUR |
| VWAP | 3.50 EUR |
| Volume (pcs) | 700,000 |
| Trading volume | 1,981,000.00 |
| Number of trades | 1 |
| Last size | 700,000 |

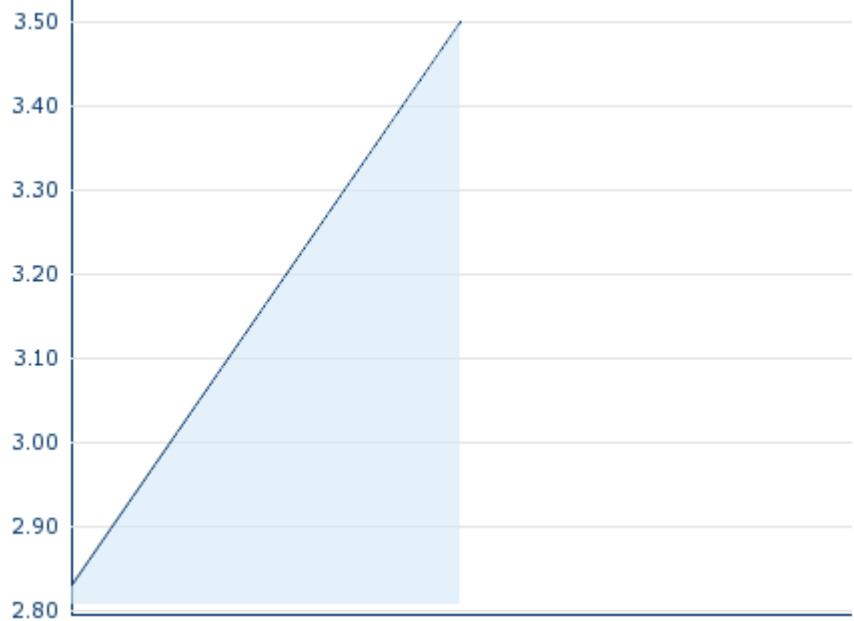
Futures and Options

| | |
|-----------------|---|
| Related Futures | - |
| Related Options | - |

PDF Downloads


Company report: DECEUNINCK N.V. 

5Y



Information about previous performance does not guarantee future performance.
Source: FactSet

Recent research

| on sector | | on market | |
|------------|---|-----------------------|---|
| Date | | Headline | Download |
| 2024/07/12 |  | Global Equity Ratings |  |
| 2024/06/21 |  | Global Equity Ratings |  |
| 2024/06/14 |  | Global Equity Ratings |  |
| 2024/05/29 |  | Global Equity Ratings |  |
| 2024/04/26 |  | Global Equity Ratings |  |

Details

2021/04/23 12:09:20

Price

2.83 EUR

Difference ▲ 27.91% (0.62)

General attributes

| | |
|----------------|-----------------------|
| ISIN | BE0003789063 |
| Symbol | DECB |
| Exchange | London Stock Exchange |
| Currency | EUR |
| Sector | Industry |
| Security type | Stock |
| Market cap (m) | 356 EUR |
| Benchmark | BEL 20 INDEX |

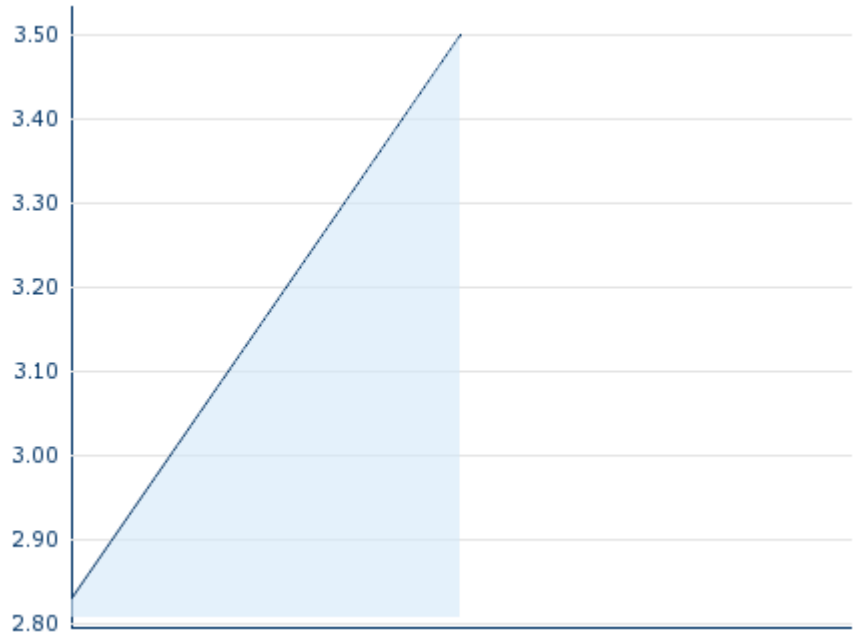
Market data

| | |
|-------------------|--------------|
| Bid (Bid size) | - |
| Ask (Ask size) | - |
| Open | 2.83 EUR |
| High | 2.83 EUR |
| Low | 2.83 EUR |
| Close (prev. day) | 2.2125 EUR |
| VWAP | 3.50 EUR |
| Volume (pcs) | 700,000 |
| Trading volume | 1,981,000.00 |
| Number of trades | 1 |
| Last size | 700,000 |

Performance and Risk

| | 6m | 1Y | 3Y |
|-------------|------|------|------|
| Perf (%) | - | - | - |
| Perf (abs.) | - | - | - |
| Beta | 0.33 | 0.33 | 0.84 |
| Volatility | - | - | - |

5Y



Information about previous performance does not guarantee future performance.
Source: FactSet

Price data

| | |
|---|-----------|
| Ø price 5 days Ø volume 5 days (pcs.) | - EUR (-) |
| Ø price 30 days Ø volume 30 days (pcs.) | - EUR (-) |
| Ø price 100 days Ø volume 100 days (pcs.) | - EUR (-) |
| Ø price 250 days Ø volume 250 days (pcs.) | - EUR (-) |
| YTD High date | - EUR (-) |
| YTD Low date | - EUR (-) |
| 52 Weeks High date | - EUR (-) |
| 52 Weeks Low date | - EUR (-) |

All listings for DECEUNINCK N.V.

| Exchange | Date | Time | Price | Trading volume (mio.) | Number of trades |
|-----------------------|------------|-------|-----------|-----------------------|------------------|
| Stuttgart | 2024/07/16 | 13:33 | 2.48 EUR | 0.00 | 4 |
| Munich | 2024/07/16 | 08:08 | 2.555 EUR | 0.00 | 1 |
| London Stock Exchange | 2021/04/23 | 12:09 | 2.83 EUR | 1.98 | 1 |
| Frankfurt | 2024/07/16 | 08:02 | 2.53 EUR | 0.00 | 2 |
| Euronext Brussels | 2024/07/16 | 17:35 | 2.57 EUR | 0.17 | 149 |

| | | | | | | | |
|-------------|------------|-------|----------|------|--|---|--|
| | 16 | | | | | | |
| Duesseldorf | 2024/07/16 | 08:12 | 2.52 EUR | 0.00 | | 3 | |

Company profile

Company Logo



Contact Details

DECEUNINCK NV

--

Bruggesteenweg 360 - 8830 Hooglede-Gits

Telefon: +32-51-239-211

Fax: +32-51-227-993

E-mail: info@deceuninck.com

PDF Downloads

Company report: DECEUNINCK N.V.



Company Profile

Deceuninck NV engages in the design and manufacture of polyvinyl chloride (PVC) systems for windows and doors, roofline and cladding, interior, and outdoor living. It operates through the following geographic segments: Europe, North America, and Turkey and Emerging Markets. The Europe segment consists of Benelux, Bosnia, Bulgaria, Croatia, Czech Republic, France, Italy, Germany, Lithuania, Poland, Romania, Russia, Spain, and the United Kingdom. The North America segment includes United States and Canada. The Turkey and Emerging Markets segment operates in Australia, Brazil, Chile, Colombia, India, Mexico, Romania, Thailand, and Turkey. The company was founded in 1937 and is headquartered in Hooglede-Gits, Belgium.

Members of Management Board

| | |
|-------------------|-------------------------------|
| Bruno Humblet | Chairman of Managing Board |
| Alp Günvaran | Member of Executive Committee |
| Ann Bataillie | Member of Executive Committee |
| Bart Peeters | Member of Executive Committee |
| Carlin Deseyne | Member of Executive Committee |
| Dries Moors | Member of Executive Committee |
| Filip Levrau | Member of Executive Committee |
| Joren Knockaert | Member of Executive Committee |
| Luc Vankemmelbeke | Member of Executive Committee |
| Serge Piceu | Member of Executive Committee |

Board of directors

| | |
|-----------------------------------|-------------------------------|
| Francis Jozef Willem van Eeckhout | Chairman of Supervisory Board |
| Anouk Lagae | Member of Supervisory Board |
| Benedikte Boone | Member of Supervisory Board |
| Laure Baert | Member of Supervisory Board |
| Marcel Klepfisch | Member of Supervisory Board |
| Paul van Oyen | Member of Supervisory Board |
| Wilhelmus Hendrix | Member of Supervisory Board |