

## AMSC ASA

ISIN: NO0010272065

WKN: -

## Overview

2023/04/14 09:23:34

Price

41.50 NOK

Difference  16.49% (5.88)

## General attributes

ISIN	NO0010272065
Symbol	AMSC
Exchange	London Stock Exchange
Currency	NOK
Sector	Transport
Security type	Stock
Market cap (m)	180 EUR
Benchmark	NORWAY OSLO BORS ALL SHARE(TRG)

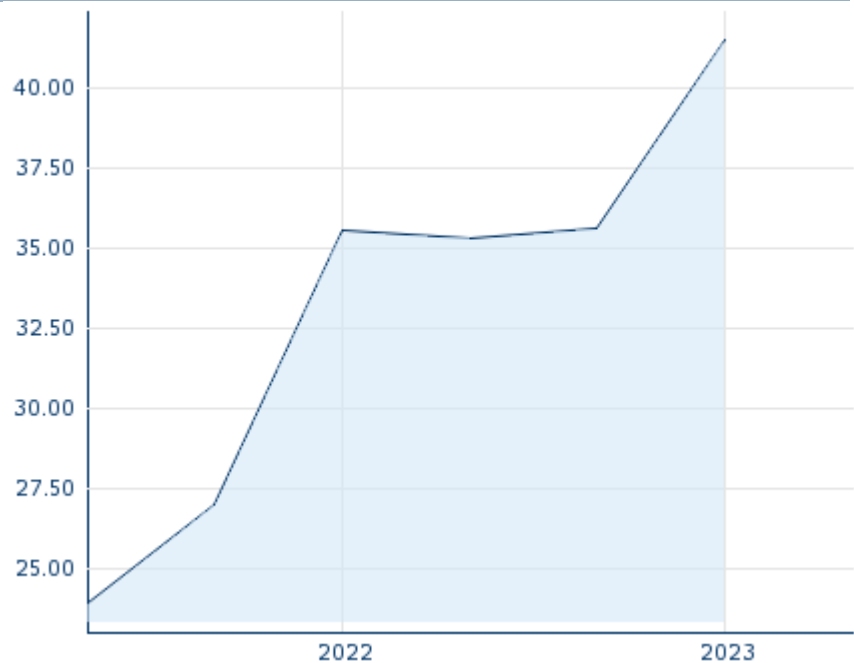
## Market data

Bid (Bid size)	-
Ask (Ask size)	-
Open	41.50 NOK
High	41.50 NOK
Low	41.50 NOK
Close (prev. day)	35.6246 NOK
VWAP	41.50 NOK
Volume (pcs)	5,572
Trading volume	231,238.00
Number of trades	1
Last size	5,572

## Futures and Options


Related Futures	-
Related Options	-

5Y



Information about previous performance does not guarantee future performance.  
Source: FactSet

## Recent research

on sector			
Date		Headline	Download
2024/07/24		Global Equity Ratings	
2024/07/12		Global Equity Ratings	
2024/06/21		Global Equity Ratings	
2024/06/14		Global Equity Ratings	
2024/05/29		Global Equity Ratings	

## Details

2023/04/14 09:23:34

## Price

41.50 NOK

Difference ▲ 16.49% (5.88)

## General attributes

ISIN	NO0010272065
Symbol	AMSC
Exchange	London Stock Exchange
Currency	NOK
Sector	Transport
Security type	Stock
Market cap (m)	180 EUR
Benchmark	NORWAY OSLO BORS ALL SHARE(TRG)

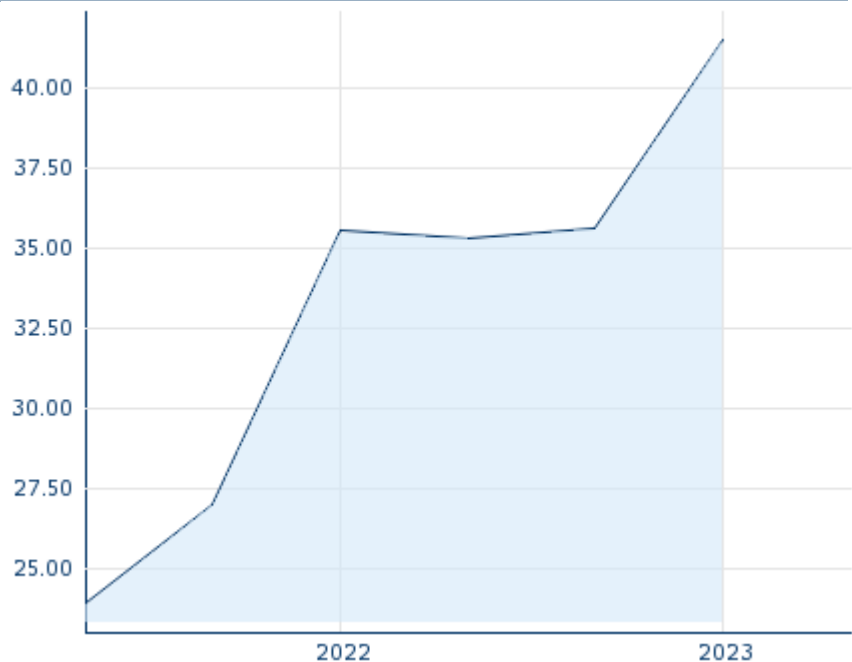
## Market data

Bid (Bid size)	-
Ask (Ask size)	-
Open	41.50 NOK
High	41.50 NOK
Low	41.50 NOK
Close (prev. day)	35.6246 NOK
VWAP	41.50 NOK
Volume (pcs)	5,572
Trading volume	231,238.00
Number of trades	1
Last size	5,572

## Performance and Risk

	6m	1Y	3Y
Perf (%)	-	-	-
Perf (abs.)	-	-	-
Beta	1.45	0.51	0.42
Volatility	-	-	1.76

5Y



Information about previous performance does not guarantee future performance.  
Source: FactSet

## Price data

Ø price 5 days   Ø volume 5 days (pcs.)	- NOK (-)
Ø price 30 days   Ø volume 30 days (pcs.)	- NOK (48)
Ø price 100 days   Ø volume 100 days (pcs.)	- NOK (219)
Ø price 250 days   Ø volume 250 days (pcs.)	- NOK (381)
YTD High   date	- NOK (-)
YTD Low   date	- NOK (-)
52 Weeks High   date	- NOK (-)
52 Weeks Low   date	- NOK (-)

## All listings for AMSC ASA

Exchange	Date	Time	Price	Trading volume (mio.)	Number of trades
Tradegate	2024/08/07	22:02	2.495 EUR	0.00	1
Stuttgart	2024/08/08	09:23	2.445 EUR	0.00	3
Munich	2024/08/08	08:28	2.505 EUR	0.00	1
London Stock Exchange	2023/04/14	09:23	41.50 NOK	0.23	1
Frankfurt	2024/08/08	09:10	2.46 EUR	0.00	1

	08					
First North Stockholm	2024/07/ 26	18:00	31.35 NOK	0.00		1
FINRA other OTC Issues	2024/07/ 31	20:45	2.90 USD	0.00		3
Duesseldorf	2024/08/ 08	08:12	2.50 EUR	0.00		1
Berlin	2024/08/ 08	09:06	2.49 EUR	0.00		2

## Company profile

### Company Logo



### Company Profile

-

### Contact Details

AMSC ASA

--

----

Telefon: -

Fax: -

E-mail: -