


## MT HOJGAARD HOLDING A/S CLASS B

ISIN: **DK0010255975** WKN: -

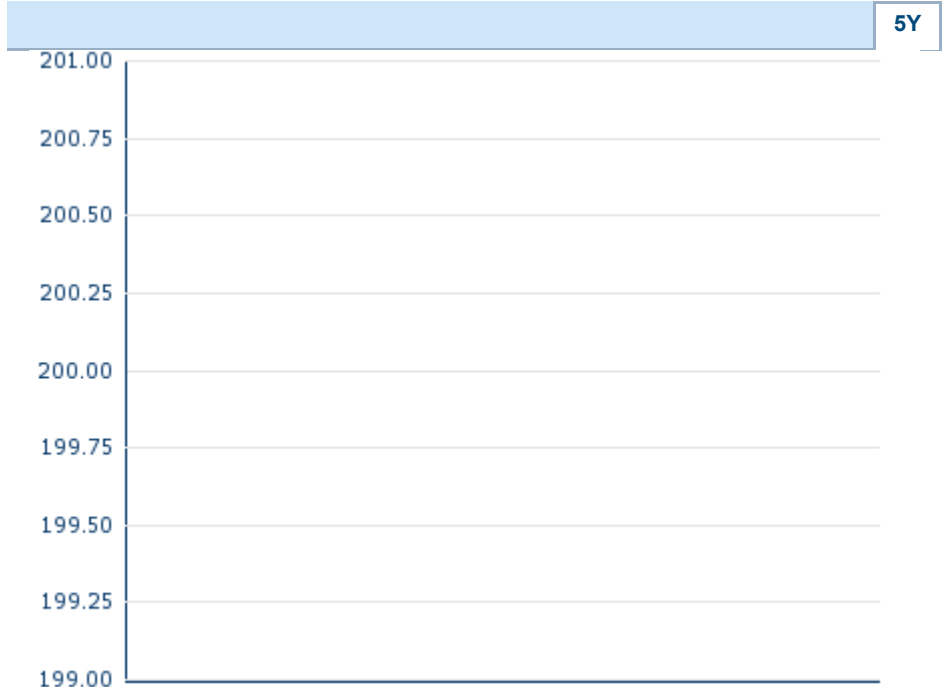
## Overview

2022/01/27 17:15:35	
<b>Price</b>	200.00 DKK
<b>Difference</b>	 36.99% (54.00)

<b>General attributes</b>	
ISIN	DK0010255975
Symbol	MTHH
Exchange	London Stock Exchange
Currency	DKK
Sector	Construction
Security type	Stock
Market cap (m)	231 EUR
Benchmark	OMX COPENHAGEN 20



<b>Market data</b>	
Bid (Bid size)	-
Ask (Ask size)	-
Open	200.00 DKK
High	200.00 DKK
Low	200.00 DKK
Close (prev. day)	146.00 DKK
VWAP	200.00 DKK
Volume (pcs)	132
Trading volume	26,400.00
Number of trades	2
Last size	94

<b>Futures and Options</b>	
Related Futures	-
Related Options	-



Information about previous performance does not guarantee future performance.  
**Source:** FactSet

## Recent research

on sector			
Date		Headline	Download
2024/04/26		Global Equity Ratings	
2024/04/03		Global Equity Ratings	
2024/03/13		Global Equity Ratings	
2024/02/22		Global Equity Ratings	
2024/02/14		Global Equity Ratings	

## Details

2022/01/27 17:15:35

**Price**  
200.00 DKK

**Difference** ▲ 36.99% (54.00)

## General attributes

ISIN	DK0010255975
Symbol	MTHH
Exchange	London Stock Exchange
Currency	DKK
Sector	Construction
Security type	Stock
Market cap (m)	231 EUR
Benchmark	OMX COPENHAGEN 20

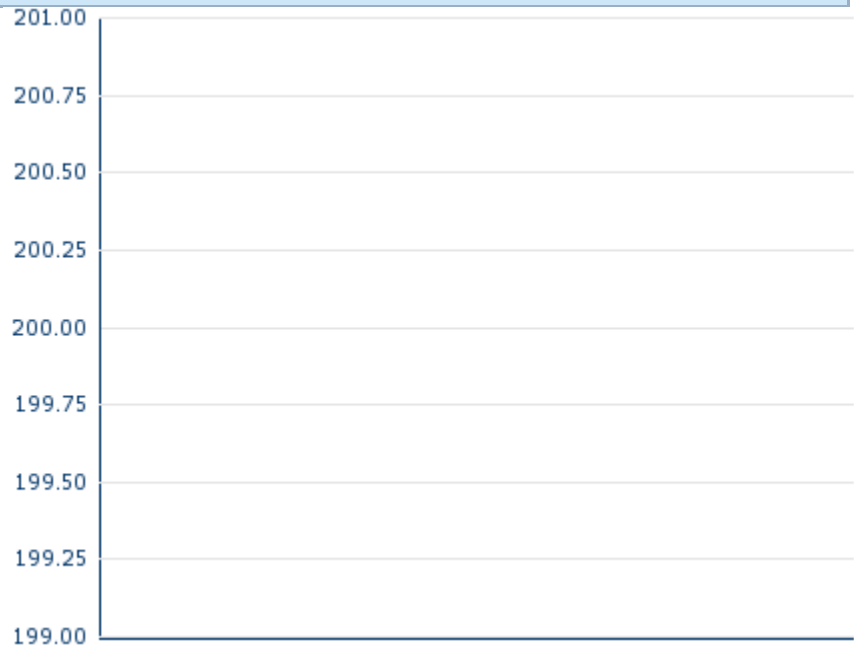
## Market data

Bid (Bid size)	-
Ask (Ask size)	-
Open	200.00 DKK
High	200.00 DKK
Low	200.00 DKK
Close (prev. day)	146.00 DKK
VWAP	200.00 DKK
Volume (pcs)	132
Trading volume	26,400.00
Number of trades	2
Last size	94

## Performance and Risk

	6m	1Y	3Y
Perf (%)	-	-	+36.99%
Perf (abs.)	-	-	+54.00
Beta	-0.01	0.03	0.23
Volatility	-	-	-

5Y



Information about previous performance does not guarantee future performance.  
Source: FactSet

## Price data

Ø price 5 days   Ø volume 5 days (pcs.)	156.60 DKK (26)
Ø price 30 days   Ø volume 30 days (pcs.)	147.40 DKK (4)
Ø price 100 days   Ø volume 100 days (pcs.)	- DKK (2)
Ø price 250 days   Ø volume 250 days (pcs.)	- DKK (2)
YTD High   date	200.00 DKK (2022/01/27)
YTD Low   date	200.00 DKK (2022/01/27)
52 Weeks High   date	200.00 DKK (2022/01/27)
52 Weeks Low   date	200.00 DKK (2022/01/27)

## All listings for MT HOJGAARD HOLDING A/S CLASS B

Exchange	Date	Time	Price	Trading volume (mio.)	Number of trades
Nasdaq Copenhagen	2024/05/16	15:07	209.00 DKK	3.76	250
London Stock Exchange	2022/01/27	17:15	200.00 DKK	0.03	2

## Company profile

### Company Logo

MT HOJGAARD HOLDING

### Company Profile

-

### Contact Details

MT HOJGAARD HOLDING

--

----

Telefon: -

Fax: -

E-mail: -