

ODFJELL SE

ISIN: NO0003399917

WKN: -

Overview

2024/04/26 17:36:19

Price

150.3838 NOK

Difference  16.13% (20.88)

General attributes

ISIN NO0003399917

Symbol ODFB

Exchange London Stock Exchange

Currency NOK

Sector Transport

Security type Stock

Market cap (m) 1,081 EUR

Benchmark NORWAY OSLO BORS ALL SHARE(TRG)

Market data

Bid (Bid size) -

Ask (Ask size) -

Open 150.3838 NOK

High 150.3838 NOK

Low 150.3838 NOK

Close (prev. day) 129.50 NOK

VWAP 150.38377 NOK

Volume (pcs) 15,213

Trading volume 2,287,788.29

Number of trades 1

Last size 15,213

Futures and Options

Related Futures -

Related Options -

5Y

150.00

145.00

140.00

135.00











130.00

Information about previous performance does not guarantee future performance.

Source: FactSet

Recent research

on sector

Date		Headline	Download
2024/07/24		Global Equity Ratings	
2024/07/12		Global Equity Ratings	
2024/06/21		Global Equity Ratings	
2024/06/14		Global Equity Ratings	
2024/05/29		Global Equity Ratings	

Details

2024/04/26 17:36:19

Price

150.3838 NOK

Difference ▲ 16.13% (20.88)

General attributes

ISIN	NO0003399917
Symbol	ODFB
Exchange	London Stock Exchange
Currency	NOK
Sector	Transport
Security type	Stock
Market cap (m)	1,081 EUR
Benchmark	NORWAY OSLO BORS ALL SHARE(TRG)

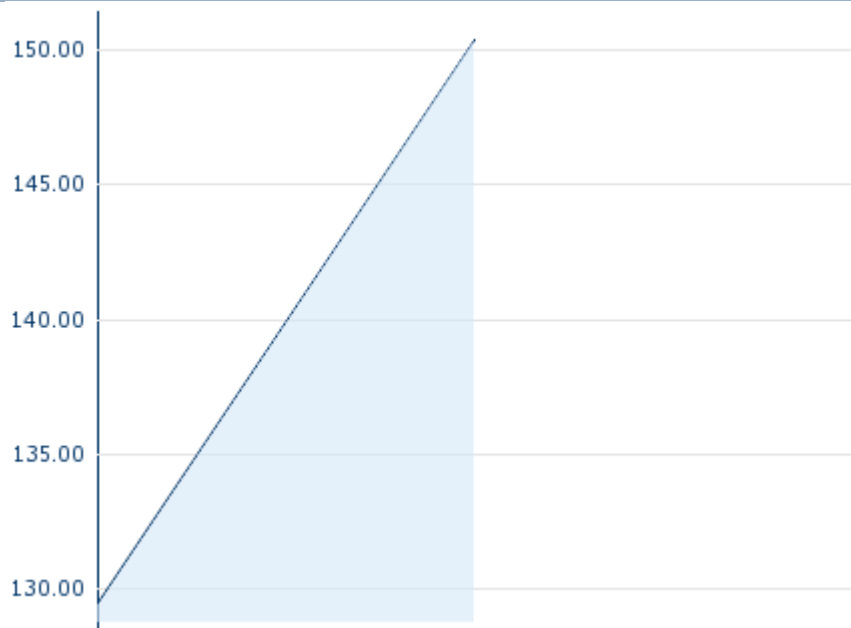
Market data

Bid (Bid size)	-
Ask (Ask size)	-
Open	150.3838 NOK
High	150.3838 NOK
Low	150.3838 NOK
Close (prev. day)	129.50 NOK
VWAP	150.38377 NOK
Volume (pcs)	15,213
Trading volume	2,287,788.29
Number of trades	1
Last size	15,213

Performance and Risk

	6m	1Y	3Y
Perf (%)	-	-	-
Perf (abs.)	-	-	-
Beta	1.13	0.88	0.50
Volatility	-	-	-

5Y



Information about previous performance does not guarantee future performance.
Source: FactSet

Price data

Ø price 5 days Ø volume 5 days (pcs.)	- NOK (-)
Ø price 30 days Ø volume 30 days (pcs.)	- NOK (-)
Ø price 100 days Ø volume 100 days (pcs.)	139.9419 NOK (162)
Ø price 250 days Ø volume 250 days (pcs.)	- NOK (-)
YTD High date	150.3838 NOK (2024/04/26)
YTD Low date	129.5000 NOK (2024/02/12)
52 Weeks High date	- NOK (-)
52 Weeks Low date	- NOK (-)

All listings for ODFJELL SE

Exchange	Date	Time	Price	Trading volume (mio.)	Number of trades
Stuttgart	2024/08/07	15:09	11.95 EUR	0.00	10
London Stock Exchange	2024/04/26	17:36	150.3838 NOK	2.29	1
Frankfurt	2024/08/07	08:02	11.80 EUR	0.00	2
First North Stockholm	2024/08/05	18:00	138.50 NOK	0.01	1
Duesseldorf	2024/08/08	08:12	11.75 EUR	0.00	2

	07					
Berlin	2024/08/07	08:18	11.80 EUR	0.00		3

Company profile

Company Logo



Company Profile

-

Contact Details

ODFJELL

--

Conrad Mohrsv. 29 5892 Bergen

Telefon: +47 5527 0000

Fax: -

E-mail: mail@odfjell.com