

TELIA LIETUVA AB

ISIN: LT0000123911 WKN: -

Overview

2018/05/22 17:35:44

Price
1.12 EURDifference  -0.44% (-0.01)

General attributes

ISIN	LT0000123911
Symbol	TEL1L
Exchange	London Stock Exchange
Currency	EUR
Sector	Telecommunications
Security type	Stock
Market cap (m)	1,127 EUR
Benchmark	MSCI WORLD INDEX (STRD, UHD)

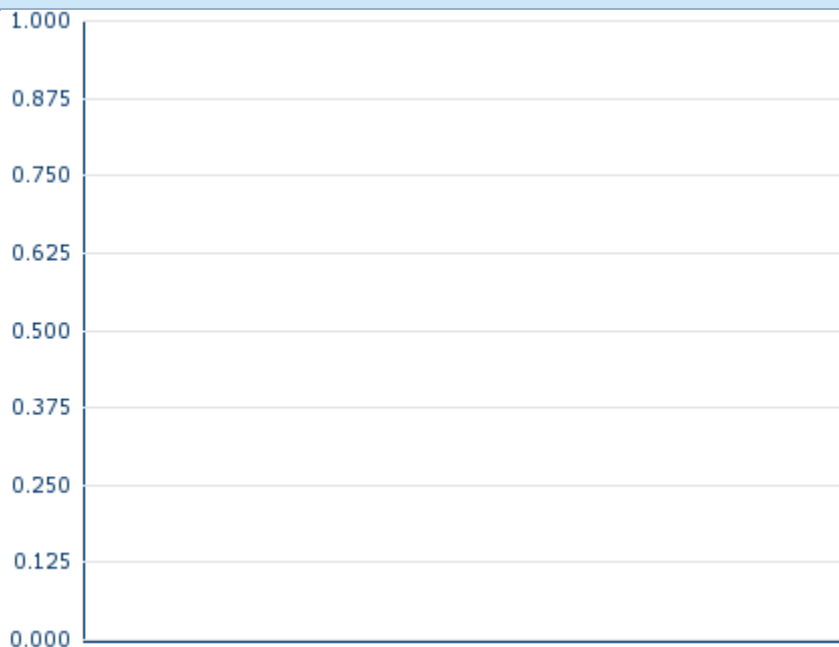
Market data

Bid (Bid size)	- (0)
Ask (Ask size)	-
Open	1.12 EUR
High	1.12 EUR
Low	1.12 EUR
Close (prev. day)	1.125 EUR
VWAP	-
Volume (pcs)	-
Trading volume	-
Number of trades	1
Last size	-

Futures and Options

Related Futures	-
Related Options	-

5Y



Information about previous performance does not guarantee future performance.
Source: FactSet

Recent research

on sector	Date	Headline	Download
	2023/06/06	 Global Equity Ratings	
	2023/06/01	 Global Equity Ratings	
	2023/05/24	 Global Equity Ratings	
	2023/05/03	 Global Equity Ratings	
	2023/04/25	 Global Equity Ratings	

Details

2018/05/22 17:35:44

Price
1.12 EUR

Difference  -0.44% (-0.01)

General attributes

ISIN	LT0000123911
Symbol	TEL1L
Exchange	London Stock Exchange
Currency	EUR
Sector	Telecommunications
Security type	Stock
Market cap (m)	1,127 EUR
Benchmark	MSCI WORLD INDEX (STRD, UHD)

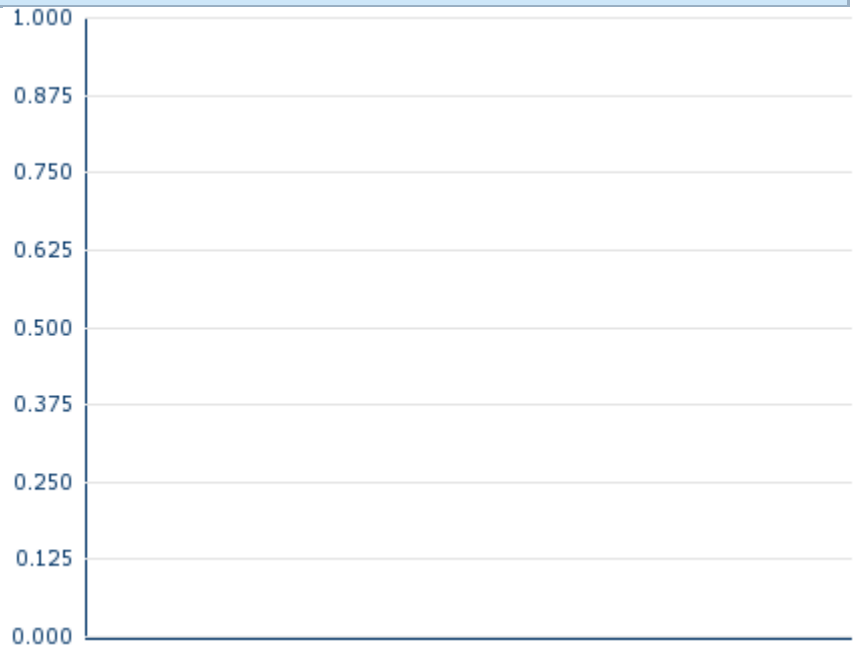
Market data

Bid (Bid size)	- (0)
Ask (Ask size)	-
Open	1.12 EUR
High	1.12 EUR
Low	1.12 EUR
Close (prev. day)	1.125 EUR
VWAP	-
Volume (pcs)	-
Trading volume	-
Number of trades	1
Last size	-

Performance and Risk

	6m	1Y	3Y
Perf (%)	-	-	-
Perf (abs.)	-	-	-
Beta	0.00	-0.01	0.09
Volatility	-	-	-

5Y




Information about previous performance does not guarantee future performance.
Source: FactSet

Price data

Ø price 5 days Ø volume 5 days (pcs.)	1.13 EUR (0)
Ø price 30 days Ø volume 30 days (pcs.)	1.13 EUR (0)
Ø price 100 days Ø volume 100 days (pcs.)	- EUR (0)
Ø price 250 days Ø volume 250 days (pcs.)	- EUR (0)
YTD High date	1.17 EUR (2018/05/08)
YTD Low date	0.96 EUR (2018/01/02)
52 Weeks High date	1.17 EUR (2018/05/08)
52 Weeks Low date	0.96 EUR (2017/12/22)

All listings for TELIA LIETUVA AB

Exchange 	Date	Time	Price	Trading volume (mio.)	Number of trades
Stuttgart	2023/06/07	15:46	1.79 EUR	0.00	8
OMX Baltic Market Vilnius	2023/06/07	14:46	1.935 EUR	0.01	32
Munich	2023/06/07	08:07	1.97 EUR	0.00	1
London Stock Exchange	2018/05/22	17:35	1.12 EUR	0.00	1
Frankfurt	2023/06/07	08:03	1.88 EUR	0.00	1

	07					
Berlin	2023/06/07	08:07	1.88 EUR	0.00		1

Company profile

Company Logo



Company Profile

-

Contact Details

TELIA LIETUVA AB

--

Telefon: -

Fax: -

E-mail: -