

REACH SUBSEA ASA

ISIN: NO0003117202 WKN: -

Overview

2024/07/19 10:33:23

Price

9.18 NOK

Difference  68.75% (3.74)

General attributes

ISIN NO0003117202

Symbol REACH

Exchange London Stock Exchange

Currency NOK

Sector Transport

Security type Stock

Market cap (m) 179 EUR

Benchmark NORWAY OSLO BORS ALL SHARE(TRG)

Market data

Bid (Bid size) -

Ask (Ask size) -

Open 9.18 NOK

High 9.18 NOK

Low 9.18 NOK

Close (prev. day) 5.44 NOK

VWAP 9.18 NOK

Volume (pcs) 15,154

Trading volume 139,113.72

Number of trades 1

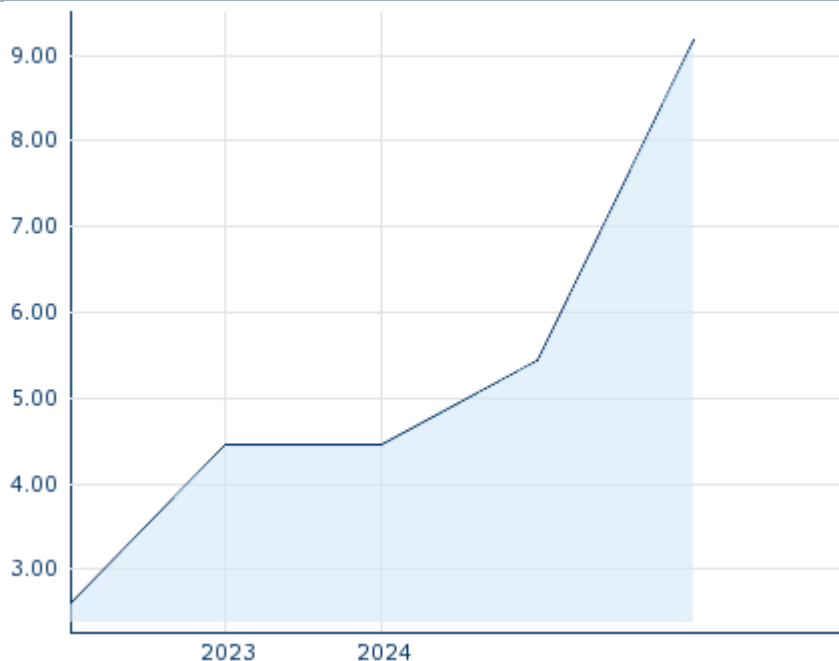
Last size 15,154

Futures and Options

Related Futures -

Related Options -

5Y













Information about previous performance does not guarantee future performance.

Source: FactSet

Recent research

on sector

Date	Headline	Download
2024/07/24	 Global Equity Ratings	
2024/07/12	 Global Equity Ratings	
2024/06/21	 Global Equity Ratings	
2024/06/14	 Global Equity Ratings	
2024/05/29	 Global Equity Ratings	

Details

2024/07/19 10:33:23

Price

9.18 NOK

Difference ▲ 68.75% (3.74)

General attributes

ISIN	NO0003117202
Symbol	REACH
Exchange	London Stock Exchange
Currency	NOK
Sector	Transport
Security type	Stock
Market cap (m)	179 EUR
Benchmark	NORWAY OSLO BORS ALL SHARE(TRG)

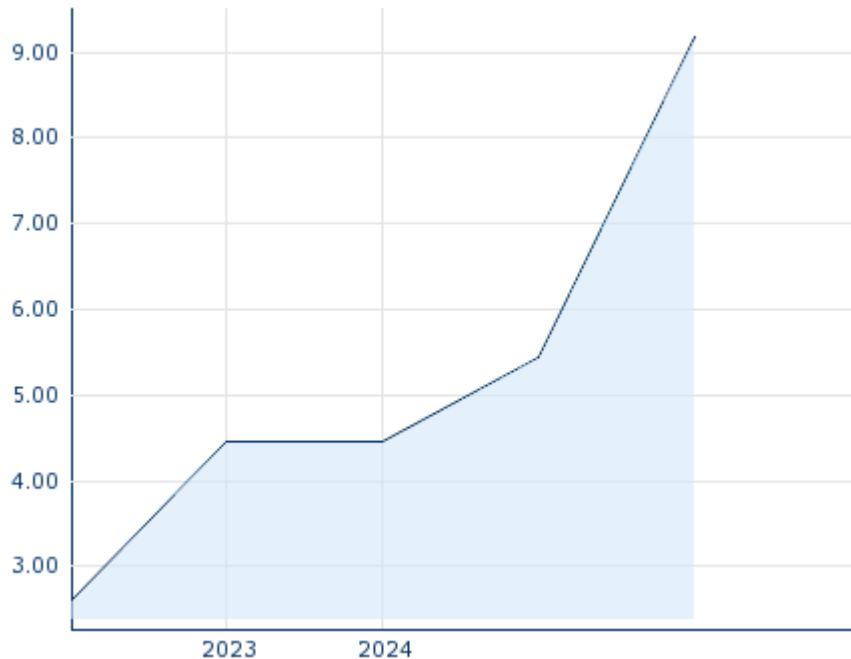
Market data

Bid (Bid size)	-
Ask (Ask size)	-
Open	9.18 NOK
High	9.18 NOK
Low	9.18 NOK
Close (prev. day)	5.44 NOK
VWAP	9.18 NOK
Volume (pcs)	15,154
Trading volume	139,113.72
Number of trades	1
Last size	15,154

Performance and Risk

	6m	1Y	3Y
Perf (%)	-	-	-
Perf (abs.)	-	-	-
Beta	1.00	0.64	0.53
Volatility	-	63.56	47.91

5Y



Information about previous performance does not guarantee future performance.
Source: FactSet

Price data

Ø price 5 days Ø volume 5 days (pcs.)	- NOK (-)
Ø price 30 days Ø volume 30 days (pcs.)	9.18 NOK (1,265)
Ø price 100 days Ø volume 100 days (pcs.)	9.18 NOK (638)
Ø price 250 days Ø volume 250 days (pcs.)	5.89 NOK (1,898)
YTD High date	9.18 NOK (2024/07/19)
YTD Low date	4.46 NOK (2024/01/23)
52 Weeks High date	9.18 NOK (2024/07/19)
52 Weeks Low date	4.46 NOK (2023/10/25)

All listings for REACH SUBSEA ASA

Exchange	Date	Time	Price	Trading volume (mio.)	Number of trades
Stuttgart	2024/08/07	15:09	0.696 EUR	0.00	10
Munich	2024/08/07	08:18	0.716 EUR	0.00	2
London Stock Exchange	2024/07/19	10:33	9.18 NOK	0.14	1
Frankfurt	2024/08/07	13:46	0.75 EUR	0.00	1
First North	2024/08/07	18:00	8.76 NOK	0.01	3

Stockholm	07						
Berlin	2024/08/07	21:43	0.736	EUR	0.00		19

Company profile

Company Logo

Contact Details

REACH SUBSEA ASA

--

Telefon: -

Fax: -

E-mail: -

Company Profile

-