

BORGESTAD ASA

ISIN: NO0013256180 WKN: -

Overview

2018/05/17 18:04:03

Price
60.00 NOKDifference  -96.55%
(-1,680.00)

General attributes

ISIN NO0013256180
 Symbol BOR
 Exchange London Stock Exchange
 Currency NOK
 Sector Transport
 Security type Stock
 Market cap (m) 42 EUR
 Benchmark NORWAY OSLO BORS ALL SHARE(TRG)

Market data

Bid (Bid size) -
 Ask (Ask size) -
 Open 60.00 NOK
 High 60.00 NOK
 Low 60.00 NOK
 Close (prev. day) 1,740.00 NOK
 VWAP -
 Volume (pcs) -
 Trading volume -
 Number of trades 1
 Last size -

Futures and Options

Related Futures -
 Related Options -











5Y

Chart
not available

Information about previous performance does not guarantee future performance.
 Source: FactSet

Recent research

on sector

Date		Headline	Download
2024/07/24		Global Equity Ratings	
2024/07/12		Global Equity Ratings	
2024/06/21		Global Equity Ratings	
2024/06/14		Global Equity Ratings	
2024/05/29		Global Equity Ratings	

Details

2018/05/17 18:04:03

Price
60.00 NOKDifference  -96.55%
(-1,680.00)

General attributes

ISIN	NO0013256180
Symbol	BOR
Exchange	London Stock Exchange
Currency	NOK
Sector	Transport
Security type	Stock
Market cap (m)	42 EUR
Benchmark	NORWAY OSLO BORS ALL SHARE(TRG)

Market data

Bid (Bid size)	-
Ask (Ask size)	-
Open	60.00 NOK
High	60.00 NOK
Low	60.00 NOK
Close (prev. day)	1,740.00 NOK
VWAP	-
Volume (pcs)	-
Trading volume	-
Number of trades	1
Last size	-

Performance and Risk

	6m	1Y	3Y
Perf (%)	-	-	-
Perf (abs.)	-	-	-
Beta	0.34	2.26	0.39
Volatility	48.37	48.37	48.37

5Y

Chart
not available

Information about previous performance does not guarantee future performance.
Source: FactSet

Price data

Ø price 5 days Ø volume 5 days (pcs.)	44.55 NOK (0)
Ø price 30 days Ø volume 30 days (pcs.)	46.21 NOK (0)
Ø price 100 days Ø volume 100 days (pcs.)	- NOK (0)
Ø price 250 days Ø volume 250 days (pcs.)	- NOK (0)
YTD High date	50.63 NOK (2018/03/06)
YTD Low date	39.00 NOK (2018/01/04)
52 Weeks High date	50.63 NOK (2018/03/06)
52 Weeks Low date	39.00 NOK (2017/12/29)

All listings for BORGESTAD ASA

Exchange 	Date	Time	Price	Trading volume (mio.)	Number of trades
Stuttgart	2024/08/07	15:09	1.265 EUR	0.00	10
London Stock Exchange	2018/05/17	18:04	60.00 NOK	0.00	1
Frankfurt	2024/08/07	15:29	1.235 EUR	0.00	5
First North Stockholm	2020/09/10	16:29	14.00 NOK	0.03	2

Company profile

Company Logo

Contact Details

BORGESTAD

--

Telefon: -

Fax: -

E-mail: -

Company Profile

-