

## TENCENT HOLDINGS LTD

ISIN: **KYG875721634** WKN: -

## Overview

2024/04/26 08:00:36

Price  
41.585 EURDifference  3.59% (1.44)

## General attributes

|                |                              |
|----------------|------------------------------|
| ISIN           | KYG875721634                 |
| Symbol         | 700                          |
| Exchange       | Hamburg                      |
| Currency       | EUR                          |
| Sector         | IT-Technology                |
| Security type  | Stock                        |
| Market cap (m) | 388,033 EUR                  |
| Benchmark      | MSCI WORLD INDEX (STRD, UHD) |

## Market data

|                   |            |
|-------------------|------------|
| Bid (Bid size)    | -          |
| Ask (Ask size)    | -          |
| Open              | 41.585 EUR |
| High              | 41.585 EUR |
| Low               | 41.585 EUR |
| Close (prev. day) | 40.145 EUR |
| VWAP              | -          |
| Volume (pcs)      | 0          |
| Trading volume    | 0.00       |
| Number of trades  | 3          |
| Last size         | 0          |

## Futures and Options

|                 |   |
|-----------------|---|
| Related Futures | - |
| Related Options | - |

## PDF Downloads

Company report: TENCENT HOLDINGS LTD 

5Y













Information about previous performance does not guarantee future performance.  
Source: FactSet

## Recent research

on instrument

on sector

| Date       |   | Headline              | Download  |
|------------|---|-----------------------|---|
| 2024/04/26 |  | Global Equity Ratings |  |
| 2024/04/03 |  | Global Equity Ratings |  |
| 2024/03/13 |  | Global Equity Ratings |  |
| 2024/02/22 |  | Global Equity Ratings |  |
| 2024/02/14 |  | Global Equity Ratings |  |

## Details

2024/04/26 08:00:36

## Price

41.585 EUR

Difference ▲ 3.59% (1.44)

## General attributes

|                |                              |
|----------------|------------------------------|
| ISIN           | KYG875721634                 |
| Symbol         | 700                          |
| Exchange       | Hamburg                      |
| Currency       | EUR                          |
| Sector         | IT-Technology                |
| Security type  | Stock                        |
| Market cap (m) | 388,033 EUR                  |
| Benchmark      | MSCI WORLD INDEX (STRD, UHD) |

## Market data

|                   |            |
|-------------------|------------|
| Bid (Bid size)    | -          |
| Ask (Ask size)    | -          |
| Open              | 41.585 EUR |
| High              | 41.585 EUR |
| Low               | 41.585 EUR |
| Close (prev. day) | 40.145 EUR |
| VWAP              | -          |
| Volume (pcs)      | 0          |
| Trading volume    | 0.00       |
| Number of trades  | 3          |
| Last size         | 0          |

## Performance and Risk

|             | 6m      | 1Y     | 3Y      |
|-------------|---------|--------|---------|
| Perf (%)    | +20.33% | +3.45% | -37.14% |
| Perf (abs.) | +7.03   | +1.39  | -24.58  |
| Beta        | 0.49    | 0.72   | 0.57    |
| Volatility  | 38.81   | 33.17  | 43.65   |

5Y



Information about previous performance does not guarantee future performance.  
Source: FactSet

## Price data

|   |                         |
|---|-------------------------|
| Ø price 5 days   Ø volume 5 days (pcs.)     | 40.135 EUR (61)         |
| Ø price 30 days   Ø volume 30 days (pcs.)   | 36.239 EUR (59)         |
| Ø price 100 days   Ø volume 100 days (pcs.) | 34.561 EUR (115)        |
| Ø price 250 days   Ø volume 250 days (pcs.) | 36.687 EUR (81)         |
| YTD High   date                             | 41.585 EUR (2024/04/26) |
| YTD Low   date                              | 30.730 EUR (2024/01/22) |
| 52 Weeks High   date                        | 42.210 EUR (2023/06/16) |
| 52 Weeks Low   date                         | 30.730 EUR (2024/01/22) |

## Arbitrage views

| Exchange <span>⊕</span> | Date       | Time  | Price      | Trading volume (mio.) | Number of trades |
|-------------------------|------------|-------|------------|-----------------------|------------------|
| Vienna Stock Exchange   | 2024/04/26 | 17:32 | 41.435 EUR | 0.00                  | 2                |
| Tradegate               | 2024/04/26 | 22:26 | 41.60 EUR  | 1.04                  | 163              |
| Stuttgart               | 2024/04/26 | 17:01 | 41.685 EUR | 0.01                  | 10               |
| Munich                  | 2024/04/26 | 18:52 | 41.62 EUR  | 0.01                  | 3                |
| Hong Kong Stock         | 2024/04/26 | 10:08 | 348.40 HKD | -                     | -                |

|                        |            |       |        |     |      |    |
|------------------------|------------|-------|--------|-----|------|----|
| Exchange               | 26         |       |        |     |      |    |
| Hanover                | 2024/04/26 | 14:26 | 41.375 | EUR | 0.01 | 2  |
| Hamburg                | 2024/04/26 | 08:00 | 41.585 | EUR | 0.00 | 3  |
| Frankfurt              | 2024/04/26 | 19:01 | 41.79  | EUR | 0.30 | 28 |
| FINRA other OTC Issues | 2024/04/26 | 21:56 | 44.445 | USD | 0.24 | 64 |
| Duesseldorf            | 2024/04/26 | 19:30 | 41.225 | EUR | 0.00 | 7  |
| Berlin                 | 2024/04/26 | 08:11 | 41.545 | EUR | 0.00 | 2  |

## Company profile

### Company Logo



### Contact Details

TENCENT HOLDINGS LTD.

--

Tencent Binhai Towers, No. 33 Haitian 2nd Road - 518054 Shenzhen

Telefon: +86-755-8601-3388

Fax: +

E-mail: -

### PDF Downloads

Company report: TENCENT HOLDINGS LTD

### Company Profile

Tencent Holdings Ltd. provides value-added services, online advertising services, and fintech and business services. It operates through the following segments: Value-Added Services, FinTech and Business Services, Online Advertising, and Others. The Value-Added Services segment is involved in online and mobile games, community value-added services, and applications across various Internet and mobile platforms. The FinTech and Business Services segment offers fintech and cloud services, which include commissions from payment, wealth management and other services. The Online Advertising segment refers to the display based and performance-based advertisements. The Other segment is composed of trademark licensing, software development services, software sales, and other services. The company was founded by Yi Dan Chen, Hua Teng Ma, Chen Ye Xu, Li Qing Zeng, and Zhi Dong Zhang on November 11, 1998, and is headquartered in Shenzhen, China.

### Members of Management Board

|                        |                               |
|------------------------|-------------------------------|
| Huateng Ma             | Chairman of Managing Board    |
| Chenye Xu              | Member of Executive Committee |
| Chi Ping Martin Lau    | Member of Executive Committee |
| Dan Xi                 | Member of Executive Committee |
| David A.M. Wallerstein | Member of Executive Committee |
| Davis Lin              | Member of Executive Committee |
| James Gordon Mitchell  | Member of Executive Committee |
| John Shek Hon Lo       | Member of Executive Committee |
| Kaitian Guo            | Member of Executive Committee |
| Kwok Yeung             | Member of Executive Committee |
| Shan Lu                | Member of Executive Committee |
| Tao Sang Tong          | Member of Executive Committee |
| Xiaolong Zhang         | Member of Executive Committee |
| Xiaoyi Ma              | Member of Executive Committee |
| Yushin Ren             | Member of Executive Committee |

### Board of directors

|                       |                             |
|-----------------------|-----------------------------|
| Xiu Lan Zhang         | Member of Supervisory Board |
| Charles Searle        | Member of Supervisory Board |
| Dong Sheng Li         | Member of Supervisory Board |
| Ian Stone             | Member of Supervisory Board |
| Jacobus Petrus Bekker | Member of Supervisory Board |
| Siu Shun Yang         | Member of Supervisory Board |
| Yang Ke               | Member of Supervisory Board |