


BANK OF AMERICA CORP.

ISIN: US0605051046      WKN: 060505104


Overview

|                     |   |              |
|---------------------|---|--------------|
| 2024/08/30 11:34:45 |   |              |
| Price               | 36.305 EUR  |              |
| Difference          |  | 0.75% (0.27) |

|                    |              |
|--------------------|--------------|
| General attributes |              |
| ISIN               | US0605051046 |
| Symbol             | BAC          |
| Exchange           | Frankfurt    |
| Currency           | EUR          |
| Sector             | Financial    |
| Security type      | Stock        |
| Market cap (m)     | 281,320 EUR  |
| Benchmark          | S&P 500      |

|                   |                   |
|-------------------|-------------------|
| Market data       |                   |
| Bid (Bid size)    | 36.33 EUR (2,000) |
| Ask (Ask size)    | 36.39 EUR (2,500) |
| Open              | 36.285 EUR        |
| High              | 36.365 EUR        |
| Low               | 36.285 EUR        |
| Close (prev. day) | 36.035 EUR        |
| VWAP              | 36.30696 EUR      |
| Volume (pcs)      | 827               |
| Trading volume    | 30,025.86         |
| Number of trades  | 3                 |
| Last size         | 800               |

|                     |    |
|---------------------|----|
| Futures and Options |    |
| Related Futures     | 15 |
| Related Options     | -  |

|   |  |
|---|--|
| PDF Downloads   |  |
| Company report: BANK OF AMERICA CORP.  |  |




Information about previous performance does not guarantee future performance.  
Source: FactSet

Recent research

| on instrument | on sector   | on market             |   |
|---------------|---|-----------------------|---|
| Date          |   | Headline              | Download  |
| 2024/08/12    |  | Global Equity Ratings |  |
| 2024/07/24    |  | Global Equity Ratings |  |
| 2024/07/12    |  | Global Equity Ratings |  |
| 2024/06/21    |  | Global Equity Ratings |  |
| 2024/06/14    |  | Global Equity Ratings |  |

Details

|                     |   |              |
|---------------------|---|--------------|
| 2024/08/30 11:34:45 |   |              |
| Price               | 36.305 EUR  |              |
| Difference          |  | 0.75% (0.27) |

|                    |              |
|--------------------|--------------|
| General attributes |              |
| ISIN               | US0605051046 |
| Symbol             | BAC          |
| Exchange           | Frankfurt    |
| Currency           | EUR          |
| Sector             | Financial    |
| Security type      | Stock        |
| Market cap (m)     | 281,320 EUR  |
| Benchmark          | S&P 500      |

|                   |                   |
|-------------------|-------------------|
| Market data       |                   |
| Bid (Bid size)    | 36.33 EUR (2,000) |
| Ask (Ask size)    | 36.39 EUR (2,500) |
| Open              | 36.285 EUR        |
| High              | 36.365 EUR        |
| Low               | 36.285 EUR        |
| Close (prev. day) | 36.035 EUR        |
| VWAP              | 36.30696 EUR      |
| Volume (pcs)      | 827               |
| Trading volume    | 30,025.86         |
| Number of trades  | 3                 |
| Last size         | 800               |

|                      |         |         |        |
|----------------------|---------|---------|--------|
| Performance and Risk |         |         |        |
|                      | 6m      | 1Y      | 3Y     |
| Perf (%)             | +13.10% | +34.76% | +0.25% |
| Perf (abs.)          | +4.18   | +9.30   | +0.09  |
| Beta                 | 0.70    | 0.87    | 0.97   |
| Volatility           | 24.88   | 25.02   | 29.33  |



|   |                         |
|---|-------------------------|
| Price data                                  |                         |
| Ø price 5 days   Ø volume 5 days (pcs.)     | 35.744 EUR (2,473)      |
| Ø price 30 days   Ø volume 30 days (pcs.)   | 36.167 EUR (2,279)      |
| Ø price 100 days   Ø volume 100 days (pcs.) | 36.288 EUR (1,572)      |
| Ø price 250 days   Ø volume 250 days (pcs.) | 32.044 EUR (1,905)      |
| YTD High   date                             | 40.600 EUR (2024/07/17) |
| YTD Low   date                              | 28.820 EUR (2024/01/12) |
| 52 Weeks High   date                        | 40.600 EUR (2024/07/17) |
| 52 Weeks Low   date                         | 23.700 EUR (2023/10/27) |

|  |            |       |            |                       |                  |
|--|------------|-------|------------|-----------------------|------------------|
| Arbitrage views  |            |       |            |                       |                  |
| Exchange  | Date       | Time  | Price      | Trading volume (mio.) | Number of trades |
| Xetra  | 2024/08/29 | 17:35 | 36.095 EUR | 0.05                  | 11               |
| Vienna Stock Exchange  | 2024/08/30 | 13:00 | 36.37 EUR  | 0.00                  | 3                |
| Tradegate  | 2024/08/30 | 14:04 | 36.395 EUR | 0.14                  | 31               |
| Stuttgart  | 2024/08/30 | 09:59 | 36.455 EUR | 0.00                  | 2                |
| SIX Swiss Exchange   | 2019/      | 17:35 | 28.67 USD  | 0.00                  | 1                |

|   |                |       |            |          |         |  |
|---|----------------|-------|------------|----------|---------|--|
|   | 06/28          |       |            |          |         |  |
| SIX Swiss Exchange                      | 2023/<br>03/14 | 17:36 | 28.50 CHF  | 0.00     | 1       |  |
| NYSE                                    | 2024/<br>08/29 | 22:00 | 40.17 USD  | 1,395.49 | 152,728 |  |
| Munich                                  | 2024/<br>08/30 | 08:04 | 36.27 EUR  | 0.00     | 1       |  |
| London Stock Exchange                   | 2024/<br>08/29 | 17:35 | 40.00 USD  | 0.01     | 9       |  |
| Hanover                                 | 2024/<br>08/30 | 08:01 | 36.27 EUR  | 0.00     | 1       |  |
| Hamburg                                 | 2024/<br>08/30 | 08:01 | 36.275 EUR | 0.00     | 1       |  |
| Frankfurt                               | 2024/<br>08/30 | 11:34 | 36.305 EUR | 0.03     | 3       |  |
| Euronext Milan MTF Trading After Hours  | 2024/<br>07/19 | 18:01 | 40.035 EUR | 0.00     | 1       |  |
| Euronext Milan MTF Global Equity Market | 2024/<br>08/29 | 17:44 | 36.11 EUR  | 0.02     | 5       |  |
| Duesseldorf                             | 2024/<br>08/30 | 08:10 | 36.265 EUR | 0.00     | 1       |  |
| Berlin                                  | 2024/<br>08/30 | 08:08 | 36.28 EUR  | 0.00     | 1       |  |

# Company profile

## Company Logo



Contact Details

BANK OF AMERICA CORP.

- -

100 North Tryon Street - 28255 Charlotte

Telefon: +1-704-386-5681

Fax: +1-704-386-6699

E-mail: -

PDF Downloads

Company report: BANK OF AMERICA CORP.

## Company Profile

Bank of America Corp. is a bank and financial holding company, which engages in the provision of banking and nonbank financial services. It operates through the following segments: Consumer Banking, Global Wealth and Investment Management (GWIM), Global Banking, Global Markets, and All Other. The Consumer Banking segment offers credit, banking, and investment products and services to consumers and small businesses. The GWIM segment offers solutions to meet clients's needs through a full set of investment management, brokerage, banking, and retirement products. The Global Banking segment deals with lending-related products and services, integrated working capital management and treasury solutions to clients, and underwriting and advisory services. The Global Markets segment includes sales and trading services, as well as research, to institutional clients across fixed-income, credit, currency, commodity, and equity businesses. The All Other segment consists of asset and liability management activities, equity investments, non-core mortgage loans and servicing activities, the net impact of periodic revisions to the mortgage servicing rights (MSR) valuation model for both core and non-core MSRs, other liquidating businesses, residual expense allocations and other. The company was founded by Amadeo Peter Giannini in 1904 and is headquartered in Charlotte, NC.

| Members of Management Board |                               |
|-----------------------------|-------------------------------|
| Clayton Rose                | Member of Board of Directors  |
| Maria Zuber                 | Member of Board of Directors  |
| Arnold Donald               | Member of Board of Directors  |
| Denise Ramos                | Member of Board of Directors  |
| José Almeida                | Member of Board of Directors  |
| Linda Hudson                | Member of Board of Directors  |
| Lionel Nowell               | Member of Board of Directors  |
| Michael White               | Member of Board of Directors  |
| Monica Lozano               | Member of Board of Directors  |
| Pierre de Weck              | Member of Board of Directors  |
| Sharon Allen                | Member of Board of Directors  |
| Thomas Woods                | Member of Board of Directors  |
| Brian T. Moynihan           | Chairman of Managing Board    |
| Aditya Bhasin               | Member of Executive Committee |
| Alastair Borthwick          | Member of Executive Committee |
| Aron Levine                 | Member of Executive Committee |
| Bernard Mensah              | Member of Executive Committee |

|                      |                               |
|----------------------|-------------------------------|
| Bruce R. Thompson    | Member of Executive Committee |
| Catherine P. Bessant | Member of Executive Committee |
| Christine P. Katziff | Member of Executive Committee |
| D. Steve Boland      | Member of Executive Committee |
| Dean C. Athanasia    | Member of Executive Committee |
| Geoffrey S. Greener  | Member of Executive Committee |
| Holly O'Neill        | Member of Executive Committee |
| Jim DeMare           | Member of Executive Committee |