

## TOKAI CARBON CO LTD

ISIN: **JP3560800009** WKN:  
5301

## Overview

2021/12/07 20:36:36

## Price

10.16 USD

Difference  -37.48% (-6.09)

## General attributes

ISIN JP3560800009

Symbol 5301

Exchange FINRA other OTC Issues

Currency USD

Sector Chemical / Pharmaceutical / Health

Security type Stock

Market cap (m) 2,155 EUR

Benchmark NIKKEI 225

## Market data

Bid (Bid size) -

Ask (Ask size) -

Open 10.16 USD

High 10.16 USD

Low 10.16 USD

Close (prev. day) 16.25 USD

VWAP 10.16 USD

Volume (pcs) 899

Trading volume 9,133.84

Number of trades 1

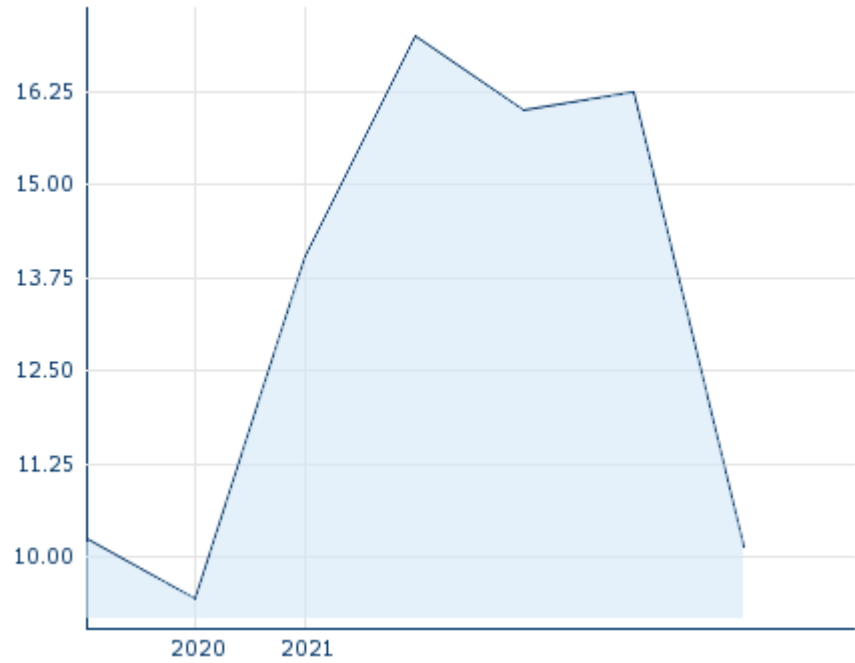
Last size 899

## Futures and Options

Related Futures -

Related Options -











5Y



Information about previous performance does not guarantee future performance.  
Source: FactSet

## Recent research

on sector

Date	Headline	Download
2021/12/01	 Global Equity Ratings	
2021/11/05	 Global Equity Ratings	
2021/11/03	 Global Equity Ratings	
2021/10/19	 Global Equity Ratings	
2021/09/29	 Global Equity Ratings	

## Details

2021/12/07 20:36:36

## Price

10.16 USD

Difference  -37.48% (-6.09)

## General attributes

ISIN JP3560800009

Symbol 5301

Exchange FINRA other OTC Issues

Currency USD

Sector Chemical / Pharmaceutical / Health

Security type Stock

Market cap (m) 2,155 EUR

Benchmark NIKKEI 225

## Market data

Bid (Bid size) -

Ask (Ask size) -

Open 10.16 USD

High 10.16 USD

Low 10.16 USD

Close (prev. day) 16.25 USD

VWAP 10.16 USD

Volume (pcs) 899

Trading volume 9,133.84

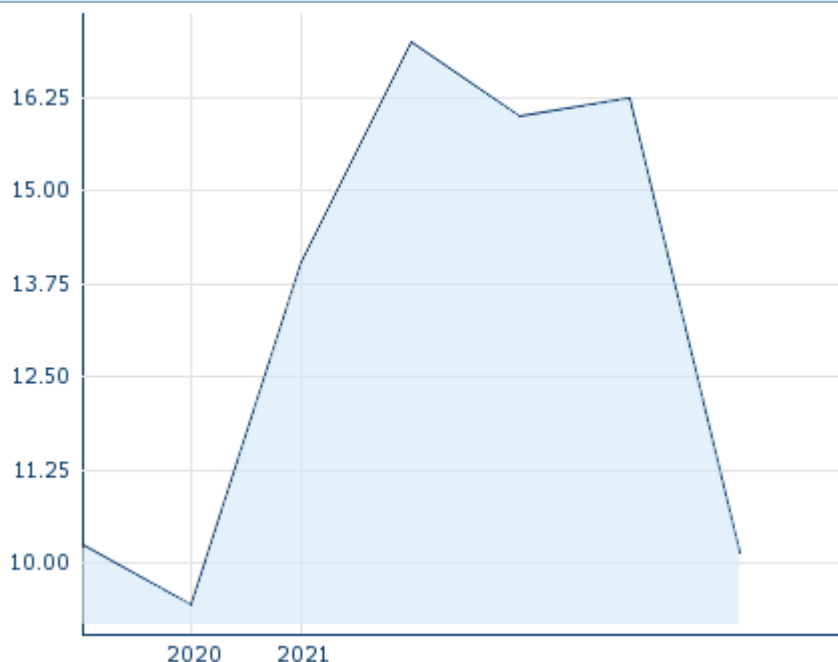
Number of trades 1

Last size 899

## Performance and Risk

	6m	1Y	3Y
Perf (%)	-	-	-
Perf (abs.)	-	-	-
Beta	1.45	1.17	0.94
Volatility	-	-	-

5Y



Information about previous performance does not guarantee future performance.  
Source: FactSet

## Price data

Ø price 5 days | Ø volume 5 days (pcs.) 3.25 USD (89)

Ø price 30 days | Ø volume 30 days (pcs.) 2.42 USD (24,005)

Ø price 100 days | Ø volume 100 days (pcs.) - USD (28,957)

Ø price 250 days | Ø volume 250 days (pcs.) - USD (28,957)

YTD High | date 17.00 USD (2021/04/19)

YTD Low | date 14.05 USD (2021/01/21)

52 Weeks High | date 17.00 USD (2021/04/19)

52 Weeks Low | date 9.45 USD (2020/09/01)

## All listings for TOKAI CARBON CO LTD

Exchange 	Date	Time	Price	Trading volume (mio.)	Number of trades
Tradegate	2021/12/07	22:26	9.70 EUR	0.00	1
Tokyo Stock Exchange	2021/12/07	07:00	1,227.00 JPY	23.05	3,055
Stuttgart	2021/12/07	08:01	9.55 EUR	0.00	3
Frankfurt	2021/12/07	08:04	9.50 EUR	0.00	1
FINRA other OTC	2021/12/07	20:36	10.16 USD	0.01	1

Issues	07						
Berlin	2021/12/07	08:10	9.50 EUR	0.00		1	

## Company profile

### Company Logo



### Company Profile

-

### Contact Details

TOKAI CARBON

--

1-2-3, Kita-Aoyama, Minato-ku - 107-8636  
Tokyo

Telefon: 03-3746-5100

Fax: 03-3405-7205

E-mail: -