


NORSK HYDRO ASA

ISIN: NO0005052605 WKN: -

Overview

2024/10/18 16:20:00		
Price	69.81 NOK	
Difference		1.38% (0.95)

General attributes	
ISIN	NO0005052605
Symbol	NHY
Exchange	London Stock Exchange European Trade Reporting
Currency	NOK
Sector	Industry
Security type	Stock
Market cap (m)	11,470 EUR
Benchmark	NORWAY OSLO BORS ALL SHARE(TRG)

Market data	
Bid (Bid size)	66.32 NOK (20,000)
Ask (Ask size)	73.30 NOK (20,000)
Open	69.81 NOK
High	69.81 NOK
Low	69.81 NOK
Close (prev. day)	68.86 NOK
VWAP	67.18 NOK
Volume (pcs)	600
Trading volume	-
Number of trades	1
Last size	-











Futures and Options	
Related Futures	30
Related Options	-

PDF Downloads	
Company report: NORSK HYDRO ASA	




Information about previous performance does not guarantee future performance.
Source: FactSet

Recent research

on sector			
Date		Headline	Download
2024/09/27		Global Equity Ratings	
2024/09/11		Global Equity Ratings	
2024/09/05		Global Equity Ratings	
2024/08/12		Global Equity Ratings	
2024/07/24		Global Equity Ratings	

Details

2024/10/18 16:20:00		
Price	69.81 NOK	
Difference		1.38% (0.95)

General attributes	
ISIN	NO0005052605
Symbol	NHY
Exchange	London Stock Exchange European Trade Reporting
Currency	NOK
Sector	Industry
Security type	Stock
Market cap (m)	11,470 EUR
Benchmark	NORWAY OSLO BORS ALL SHARE(TRG)

Market data	
Bid (Bid size)	66.32 NOK (20,000)
Ask (Ask size)	73.30 NOK (20,000)
Open	69.81 NOK
High	69.81 NOK
Low	69.81 NOK
Close (prev. day)	68.86 NOK
VWAP	67.18 NOK
Volume (pcs)	600
Trading volume	-
Number of trades	1
Last size	-

Performance and Risk			
	6m	1Y	3Y
Perf (%)	-1.69%	+15.39%	-2.79%
Perf (abs.)	-1.20	+9.31	-2.00
Beta	1.34	1.34	1.30
Volatility	34.62	33.15	38.16



Information about previous performance does not guarantee future performance.
Source: FactSet

Price data	
Ø price 5 days Ø volume 5 days (pcs.)	68.99 NOK (0)
Ø price 30 days Ø volume 30 days (pcs.)	64.99 NOK (2,109)
Ø price 100 days Ø volume 100 days (pcs.)	63.40 NOK (10,391)
Ø price 250 days Ø volume 250 days (pcs.)	63.45 NOK (10,834)
YTD High date	74.56 NOK (2024/04/15)
YTD Low date	53.53 NOK (2024/03/06)
52 Weeks High date	74.56 NOK (2024/04/15)
52 Weeks Low date	53.53 NOK (2024/03/06)

Arbitrage views						
Exchange 	Date	Time	Price	Trading volume (mio.)	Number of trades	
Tradegate	2024/10/18	22:26	5.802 EUR	0.04	13	
Stuttgart	2024/10/18	15:47	5.814 EUR	0.00	10	
SIX Swiss Exchange	-	-	-	0.00	-	
Munich	2024/10/18	17:25	5.774 EUR	0.00	3	
London Stock Exchange European Trade Reporting	2024/10/18	16:20	69.81 NOK	0.00	1	

Hanover	2024/ 10/18	17:25	5.778	EUR	0.00	4
Hamburg	2024/ 10/18	17:38	5.778	EUR	0.01	3
Frankfurt	2024/ 10/18	10:39	5.908	EUR	0.04	2
First North Stockholm	2024/ 10/18	18:00	69.20	NOK	0.03	3
FINRA other OTC Issues	2024/ 10/18	18:42	6.50	USD	0.01	4
Duesseldorf	2024/ 10/18	08:10	5.786	EUR	0.00	3
Berlin	2024/ 10/18	08:06	5.782	EUR	0.00	1

Company profile

Company Logo



Contact Details

NORSK HYDRO ASA

--

Drammensveien 264 - 0283 Oslo

Telefon: +47-22-53-81-00

Fax: +

E-mail: corporate@hydro.com

PDF Downloads

Company report: NORSK HYDRO ASA 

Company Profile

Norsk Hydro ASA engages in producing and supplying alumina and primary aluminum. It operates through the following segments: Hydro Bauxite and Alumina, Hydro Aluminium Metal, Hydro Extrusions, Hydro Energy, Hydro Metal Markets, and Other. The Hydro Bauxite and Alumina segment includes bauxite mining activities, production of alumina, and related commercial activities, primarily the sale of alumina. The Hydro Aluminium Metal segment focuses on primary aluminium production and casting activities. The Hydro Extrusions segment delivers products within extrusion profiles, building systems and precision tubing, and is operating several recycling facilities, both integrated with its extrusion plants and separate plants. The Hydro Energy refers to operating and commercial responsibility for Hydro's power stations in Norway, a trading and wholesale business in Brazil, and energy sourcing for Hydro's world-wide operations. The Hydro Metal Markets is involved in all sales activities relating to products from primary metal plants and operational responsibility for stand-alone recyclers as well as physical and financial metal trading activities. The company was founded on December 2, 1905 and is headquartered in Oslo, Norway.

Members of Management Board

Eivind Kallevik	Chairman of Managing Board
Anne-Lene Midseim	Member of Executive Committee
Arvid Moss	Member of Executive Committee
Hanne Simensen	Member of Executive Committee
Hilde Vestheim Nordh	Member of Executive Committee
John Thuestad	Member of Executive Committee
Paul Warton	Member of Executive Committee
Therese Rod Holm	Member of Executive Committee
Trond Olaf Christophersen	Member of Executive Committee

Board of directors

Rune Bjerke	Chairman of Supervisory Board
Arve Baade	Member of Supervisory Board
Bjørn Peter Moxnes	Member of Supervisory Board
Espen Gundersen	Member of Supervisory Board
Jane Toogood	Member of Supervisory Board
Kristin Fejerskov Kragseth	Member of Supervisory Board
Margunn Sundve	Member of Supervisory Board
Marianne Wiinholt	Member of Supervisory Board
Peter Kukielski	Member of Supervisory Board
Philip Graham New	Member of Supervisory Board
Torleif Sand	Member of Supervisory Board