

## VISTRA CORP COM USD0.01

ISIN: US92840M1027 WKN: 92840M102

## Overview

2024/07/16 22:26:36

Price  
78.76 EURDifference  -0.40% (-0.32)

## General attributes

ISIN	US92840M1027
Symbol	VST
Exchange	Tradegate
Currency	EUR
Sector	-
Security type	Stock
Market cap (m)	27,369 EUR
Benchmark	S&P 500

## Market data

Bid (Bid size)	78.58 EUR (127)
Ask (Ask size)	78.96 EUR (126)
Open	79.62 EUR
High	79.62 EUR
Low	77.80 EUR
Close (prev. day)	79.08 EUR
VWAP	78.93646 EUR
Volume (pcs)	932
Trading volume	73,568.78
Number of trades	17
Last size	-

## Futures and Options






Related Futures	-
Related Options	-

5Y



Information about previous performance does not guarantee future performance.  
Source: FactSet

## Recent research

on market		
Date	Headline	Download
2024/07/12	 Global Equity Ratings	
2024/07/08	 Akciové trhy - denní zpráva	
2024/07/03	 Global Strategy 3Q 2024	
2024/06/21	 Global Equity Ratings	
2024/05/29	 Global Equity Ratings	

## Details

2024/07/16 22:26:36

## Price

78.76 EUR

Difference ▼ -0.40% (-0.32)

## General attributes

ISIN	US92840M1027
Symbol	VST
Exchange	Tradegate
Currency	EUR
Sector	-
Security type	Stock
Market cap (m)	27,369 EUR
Benchmark	S&P 500

## Market data

Bid (Bid size)	78.58 EUR (127)
Ask (Ask size)	78.96 EUR (126)
Open	79.62 EUR
High	79.62 EUR
Low	77.80 EUR
Close (prev. day)	79.08 EUR
VWAP	78.93646 EUR
Volume (pcs)	932
Trading volume	73,568.78
Number of trades	17
Last size	-

## Performance and Risk

	6m	1Y	3Y
Perf (%)	+117.07%	+232.97%	+391.13%
Perf (abs.)	+42.38	+54.98	+62.58
Beta	1.28	0.86	0.81
Volatility	47.35	37.18	34.01

5Y



Information about previous performance does not guarantee future performance.  
Source: FactSet

## Price data

Ø price 5 days   Ø volume 5 days (pcs.)	82.19 EUR (1,595)
Ø price 30 days   Ø volume 30 days (pcs.)	82.25 EUR (1,806)
Ø price 100 days   Ø volume 100 days (pcs.)	73.36 EUR (1,800)
Ø price 250 days   Ø volume 250 days (pcs.)	48.99 EUR (892)
YTD High   date	99.04 EUR (2024/05/31)
YTD Low   date	34.60 EUR (2024/01/05)
52 Weeks High   date	99.04 EUR (2024/05/31)
52 Weeks Low   date	23.40 EUR (2023/07/17)

## All listings for VISTRA CORP COM USD0.01

Exchange <span>⊕</span>	Date	Time	Price	Trading volume (mio.)	Number of trades
Tradegate	2024/07/16	22:26	78.76 EUR	0.07	17
Stuttgart	2024/07/16	21:22	77.78 EUR	0.00	10
NYSE	2024/07/16	22:00	85.87 USD	427.50	77,512
Munich	2024/07/16	08:04	79.60 EUR	0.00	1
London Stock	2024/06/	18:09	92.33 USD	0.00	1

Exchange	12						
Frankfurt	2024/07/16	08:10	78.44	EUR	0.00		2
Duesseldorf	2024/07/16	19:30	79.38	EUR	0.00		7
Berlin	2024/07/16	21:00	79.02	EUR	0.00		10

## Company profile

### Company Logo

#### Contact Details

VISTRA CORP

--

----

Telefon: -

Fax: -

E-mail: -

### Company Profile

-