

## ARCTICZYMES TECHNOLOGIES ASA

ISIN: NO0010014632 WKN: -

## Overview

2024/07/12 21:41:10

Price  
1.944 EURDifference  -1.52% (-0.03)

## General attributes

ISIN	NO0010014632
Symbol	AZT
Exchange	Frankfurt
Currency	EUR
Sector	Chemical / Pharmaceutical / Health
Security type	Stock
Market cap (m)	104 EUR
Benchmark	NORWAY OSLO BORS ALL SHARE(TRG)

## Market data

Bid (Bid size)	-
Ask (Ask size)	-
Open	1.934 EUR
High	1.944 EUR
Low	1.934 EUR
Close (prev. day)	1.974 EUR
VWAP	2.305 EUR
Volume (pcs)	0
Trading volume	0.00
Number of trades	3
Last size	0

## Futures and Options







Related Futures	-
Related Options	-

5Y



Information about previous performance does not guarantee future performance.  
Source: FactSet

## Recent research

on sector			
Date		Headline	Download
2024/07/12		Global Equity Ratings	
2024/06/21		Global Equity Ratings	
2024/06/14		Global Equity Ratings	
2024/05/29		Global Equity Ratings	
2024/04/26		Global Equity Ratings	

## Details

2024/07/12 21:41:10

## Price

1.944 EUR

Difference  -1.52% (-0.03)

## General attributes

ISIN	NO0010014632
Symbol	AZT
Exchange	Frankfurt
Currency	EUR
Sector	Chemical / Pharmaceutical / Health
Security type	Stock
Market cap (m)	104 EUR
Benchmark	NORWAY OSLO BORS ALL SHARE(TRG)

## Market data

Bid (Bid size)	-
Ask (Ask size)	-
Open	1.934 EUR
High	1.944 EUR
Low	1.934 EUR
Close (prev. day)	1.974 EUR
VWAP	2.305 EUR
Volume (pcs)	0
Trading volume	0.00
Number of trades	3
Last size	0

## Performance and Risk

	6m	1Y	3Y
Perf (%)	-44.93%	-41.71%	-79.54%
Perf (abs.)	-1.59	-1.39	-7.56
Beta	0.50	0.54	0.39
Volatility	61.91	54.92	54.79

5Y



Information about previous performance does not guarantee future performance.  
Source: FactSet

## Price data

Ø price 5 days   Ø volume 5 days (pcs.)	1.978 EUR (0)
Ø price 30 days   Ø volume 30 days (pcs.)	2.139 EUR (43)
Ø price 100 days   Ø volume 100 days (pcs.)	2.259 EUR (13)
Ø price 250 days   Ø volume 250 days (pcs.)	2.678 EUR (10)
YTD High   date	3.740 EUR (2024/01/03)
YTD Low   date	1.858 EUR (2024/05/17)
52 Weeks High   date	3.740 EUR (2024/01/03)
52 Weeks Low   date	1.858 EUR (2024/05/17)

## All listings for ARCTICZYMES TECHNOLOGIES ASA

Exchange 	Date	Time	Price	Trading volume (mio.)	Number of trades
Tradegate	2024/07/12	22:02	1.968 EUR	0.00	1
Stuttgart	2024/07/12	15:22	1.956 EUR	0.00	9
Munich	2024/07/12	08:00	1.95 EUR	0.00	2
London Stock Exchange	2024/03/08	11:27	30.0064 NOK	0.12	1
Frankfurt	2024/07/12	21:41	1.944 EUR	0.00	3

	12					
First North Stockholm	2024/07/ 02	18:00	24.70 NOK	0.03		3
Duesseldorf	2024/07/ 12	08:12	1.998 EUR	0.00		3
Berlin	2024/07/ 12	21:43	1.974 EUR	0.00		19

## Company profile

### Company Logo



### Company Profile

-

### Contact Details

ARCTICZYMES TECHNOLOGIES

--

----

Telefon: -

Fax: -

E-mail: -