

# HSBC HOLDINGS PLC

ISIN: **GB0005405286** WKN: -

## Overview

2024/07/26 19:50:12

**Price**  
7.995 EUR

**Difference** ▲ 2.50% (0.20)

### General attributes

ISIN	GB0005405286
Symbol	5
Exchange	Frankfurt
Currency	EUR
Sector	Financial
Security type	Stock
Market cap (m)	145,649 EUR
Benchmark	FTSE 100

### Market data

Bid (Bid size)	-
Ask (Ask size)	-
Open	7.843 EUR
High	7.995 EUR
Low	7.843 EUR
Close (prev. day)	7.80 EUR
VWAP	7.95256 EUR
Volume (pcs)	2,250
Trading volume	17,893.25
Number of trades	3
Last size	1,100

### Futures and Options

Related Futures	36
Related Options	-

### PDF Downloads











Company report: HSBC HOLDINGS PLC 

5Y



Information about previous performance does not guarantee future performance.  
Source: FactSet

### Recent research

on instrument		on sector	
Date		Headline	Download
2024/07/24		Global Equity Ratings	
2024/07/12		Global Equity Ratings	
2024/06/21		Global Equity Ratings	
2024/06/14		Global Equity Ratings	
2024/05/29		Global Equity Ratings	

# Details

2024/07/26 19:50:12

**Price**

7.995 EUR

**Difference** ▲ 2.50% (0.20)

**General attributes**

ISIN	GB0005405286
Symbol	5
Exchange	Frankfurt
Currency	EUR
Sector	Financial
Security type	Stock
Market cap (m)	145,649 EUR
Benchmark	FTSE 100

**Market data**

Bid (Bid size)	-
Ask (Ask size)	-
Open	7.843 EUR
High	7.995 EUR
Low	7.843 EUR
Close (prev. day)	7.80 EUR
VWAP	7.95256 EUR
Volume (pcs)	2,250
Trading volume	17,893.25
Number of trades	3
Last size	1,100

**Performance and Risk**

	6m	1Y	3Y
Perf (%)	+9.97%	+7.52%	+69.93%
Perf (abs.)	+0.73	+0.56	+3.29
Beta	0.70	0.65	0.45
Volatility	24.94	24.65	30.32

5Y



Information about previous performance does not guarantee future performance.  
Source: FactSet

**Price data**

Ø price 5 days   Ø volume 5 days (pcs.)	7.929 EUR (967)
Ø price 30 days   Ø volume 30 days (pcs.)	8.060 EUR (1,689)
Ø price 100 days   Ø volume 100 days (pcs.)	7.847 EUR (2,486)
Ø price 250 days   Ø volume 250 days (pcs.)	7.467 EUR (2,838)
YTD High   date	8.499 EUR (2024/05/08)
YTD Low   date	6.806 EUR (2024/03/11)
52 Weeks High   date	8.499 EUR (2024/05/08)
52 Weeks Low   date	6.739 EUR (2023/10/30)

**Arbitrage views**

Exchange	Date	Time	Price	Trading volume (mio.)	Number of trades
Xetra	2024/07/26	17:35	7.928 EUR	7.64	1,862
Tradegate	2024/07/26	22:26	8.018 EUR	0.23	45
Stuttgart	2024/07/26	08:17	7.867 EUR	0.00	3
Munich	2024/07/26	08:00	7.842 EUR	0.00	2
London Stock	2024/07/26	17:35	665.20 GBp	9,791.34	14,047

Exchange	26					
Hong Kong Stock Exchange	2024/07/26	10:08	66.25 HKD	-		-
Hanover	2024/07/26	08:01	7.869 EUR	0.00		3
Hamburg	2024/07/26	08:01	7.869 EUR	0.00		3
Frankfurt	2024/07/26	19:50	7.995 EUR	0.02		3
FINRA other OTC Issues	2024/07/26	17:25	8.14 USD	0.01		2
Duesseldorf	2024/07/26	19:31	7.888 EUR	0.00		7
Berlin	2024/07/26	08:08	7.863 EUR	0.00		1

## Company profile

### Company Logo



### Contact Details

HSBC HOLDINGS PLC

--

8 Canada Square - E14 5HQ London

Telefon: +44-20-7991-8888

Fax: +44-20-7991-4880

E-mail: [hsbc@hsbc.com](mailto:hsbc@hsbc.com)

### PDF Downloads

Company report: HSBC HOLDINGS PLC



### Company Profile

HSBC Holdings Plc engages in the provision of banking and financial services. It operates through the following business segments: Retail Banking and Wealth Management, Commercial Banking, Global Banking and Markets, Global Private Banking, and Corporate Centre. The Retail Banking and Wealth Management segment consists of retail banking, wealth management, asset management, and insurance. The Commercial Banking segment offers banking products and services. The Global Banking and Markets segment includes transaction banking, financing, advisory, capital markets, and risk management services. The Global Private Banking offers transaction banking, financing, advisory, capital markets and risk management services to high-net-worth individuals and families. The Corporate Centre segment involves in central treasury, including balance sheet management, other legacy businesses, interests in associates and joint ventures, central stewardship costs and the UK bank levy. The company was founded on January 1, 1959 and is headquartered in London, the United Kingdom.

### Members of Management Board

Noel Quinn	Chairman of Managing Board
Aileen Taylor	Member of Executive Committee
Barry O'Byrne	Member of Executive Committee
Bob Hoyt	Member of Executive Committee
Celine Herweijer	Member of Executive Committee
Colin Bell	Member of Executive Committee
David Liao	Member of Executive Committee
Elaine Arden	Member of Executive Committee
Georges Elhedery	Member of Executive Committee
Greg Guyett	Member of Executive Committee
Ian Stuart	Member of Executive Committee
John M. Hinshaw	Member of Executive Committee
Jonathan Calvert-Davies	Member of Executive Committee
Michael Roberts	Member of Executive Committee
Nuno Matos	Member of Executive Committee
Pam Kaur	Member of Executive Committee
Stephen Moss	Member of Executive Committee
Steve John	Member of Executive Committee

### Board of directors

Mark Tucker	Chairman of Supervisory Board
José Antonio Meade Kuribeña	Member of Supervisory Board
Ann Godbehere	Member of Supervisory Board
Brendan Nelson	Member of Supervisory Board
Carolyn Fairbairn	Member of Supervisory Board
Eileen Murray	Member of Supervisory Board
Georges El-Hedery	Member of Supervisory Board
Geraldine Buckingham	Member of Supervisory Board
James Forese	Member of Supervisory Board
Kalpana Morparia	Member of Supervisory Board
Rachel Duan	Member of Supervisory Board
Steven Guggenheimer	Member of Supervisory Board
Swee Lian Teo	Member of Supervisory Board

Surendra Roshia Member of Executive  
Committee