

## VISTRA CORP COM USD0.01

ISIN: **US92840M1027** WKN: **92840M102**

## Overview

2024/06/03 19:48:25

Price

84.44 EUR

Difference  -6.34% (-5.72)

## General attributes

ISIN	US92840M1027
Symbol	VST
Exchange	Stuttgart
Currency	EUR
Sector	-
Security type	Stock
Market cap (m)	29,855 EUR
Benchmark	S&P 500

## Market data

Bid (Bid size)	- (0)
Ask (Ask size)	- (0)
Open	91.52 EUR
High	95.10 EUR
Low	84.44 EUR
Close (prev. day)	90.16 EUR
VWAP	-
Volume (pcs)	94
Trading volume	8,283.00
Number of trades	6
Last size	20

## Futures and Options











Related Futures	-
Related Options	-



Information about previous performance does not guarantee future performance.

Source: FactSet

## Recent research

on market			
Date		Headline	Download
2024/05/29		Global Equity Ratings	
2024/04/26		Global Equity Ratings	
2024/04/03		Global Equity Ratings	
2024/03/26		Global Strategy 2Q 2024	
2024/03/13		Global Equity Ratings	

## Details

2024/06/03 19:48:25

## Price

84.44 EUR

Difference 📉 -6.34% (-5.72)

## General attributes

ISIN	US92840M1027
Symbol	VST
Exchange	Stuttgart
Currency	EUR
Sector	-
Security type	Stock
Market cap (m)	29,855 EUR
Benchmark	S&P 500

## Market data

Bid (Bid size)	- (0)
Ask (Ask size)	- (0)
Open	91.52 EUR
High	95.10 EUR
Low	84.44 EUR
Close (prev. day)	90.16 EUR
VWAP	-
Volume (pcs)	94
Trading volume	8,283.00
Number of trades	6
Last size	20

## Performance and Risk

	6m	1Y	3Y
Perf (%)	+157.44%	+270.35%	+498.87%
Perf (abs.)	+51.64	+61.64	+70.34
Beta	1.25	0.83	0.83
Volatility	49.34	41.60	36.46

5Y



Information about previous performance does not guarantee future performance.  
Source: FactSet

## Price data

Ø price 5 days   Ø volume 5 days (pcs.)	92.46 EUR (287)
Ø price 30 days   Ø volume 30 days (pcs.)	80.91 EUR (126)
Ø price 100 days   Ø volume 100 days (pcs.)	58.93 EUR (68)
Ø price 250 days   Ø volume 250 days (pcs.)	40.97 EUR (37)
YTD High   date	98.94 EUR (2024/05/31)
YTD Low   date	34.00 EUR (2024/01/03)
52 Weeks High   date	98.94 EUR (2024/05/31)
52 Weeks Low   date	20.40 EUR (2023/06/20)

## Arbitrage views

Exchange <span>📍</span>	Date	Time	Price	Trading volume (mio.)	Number of trades
Tradegate	2024/06/03	22:26	85.58 EUR	0.52	86
Stuttgart	2024/06/03	19:48	84.44 EUR	0.01	6
NYSE	2024/06/03	22:00	93.25 USD	1,065.43	139,983
Munich	2024/06/03	19:52	85.40 EUR	0.01	4
London Stock	2024/05/	16:32	92.78 USD	0.04	1

Exchange	20						
Frankfurt	2024/06/03	19:11	84.84	EUR	0.02		7
Duesseldorf	2024/06/03	19:30	85.06	EUR	0.00		7
Berlin	2024/06/03	21:00	85.68	EUR	0.00		7

## Company profile

### Company Logo

#### Contact Details

VISTRA CORP

--

----

Telefon: -

Fax: -

E-mail: -

### Company Profile

-