

## ARCIMOTO INC.

ISIN: US0395872098

WKN: 039587209

## Overview

2024/08/21 21:47:19

Price  
0.0221 USDDifference  0.45% (0.00)

## General attributes

ISIN	US0395872098
Symbol	FUV
Exchange	FINRA other OTC Issues
Currency	USD
Sector	Other
Security type	Stock
Market cap (m)	0 EUR
Benchmark	S&P 500

## Market data

Bid (Bid size)	-
Ask (Ask size)	-
Open	0.022 USD
High	0.0221 USD
Low	0.022 USD
Close (prev. day)	0.022 USD
VWAP	0.022002 USD
Volume (pcs)	48,488
Trading volume	1,066.55
Number of trades	37
Last size	191

## Futures and Options






Related Futures	-
Related Options	-

5Y



Information about previous performance does not guarantee future performance.  
Source: FactSet

## Recent research

on sector		on market	
Date		Headline	Download
2024/08/12		Global Equity Ratings	
2024/07/24		Global Equity Ratings	
2024/07/12		Global Equity Ratings	
2024/06/21		Global Equity Ratings	
2024/06/14		Global Equity Ratings	

## Details

2024/08/21 21:47:19

Price  
0.0221 USDDifference ▲ 0.45% (0.00)

## General attributes

ISIN	US0395872098
Symbol	FUV
Exchange	FINRA other OTC Issues
Currency	USD
Sector	Other
Security type	Stock
Market cap (m)	0 EUR
Benchmark	S&P 500

## Market data

Bid (Bid size)	-
Ask (Ask size)	-
Open	0.022 USD
High	0.0221 USD
Low	0.022 USD
Close (prev. day)	0.022 USD
VWAP	0.022002 USD
Volume (pcs)	48,488
Trading volume	1,066.55
Number of trades	37
Last size	191

## Performance and Risk

	6m	1Y	3Y
Perf (%)	-96.38%	-97.88%	-99.99%
Perf (abs.)	-0.59	-1.02	-209.78
Beta	2.63	2.88	1.46
Volatility	1,112.63	786.87	463.25

5Y



Information about previous performance does not guarantee future performance.  
Source: FactSet

## Price data

Ø price 5 days   Ø volume 5 days (pcs.)	0.0174 USD (10,768)
Ø price 30 days   Ø volume 30 days (pcs.)	0.0241 USD (9,290)
Ø price 100 days   Ø volume 100 days (pcs.)	0.1861 USD (35,758)
Ø price 250 days   Ø volume 250 days (pcs.)	0.5051 USD (74,304)
YTD High   date	0.8800 USD (2024/01/02)
YTD Low   date	0.0001 USD (2024/07/17)
52 Weeks High   date	1.4600 USD (2023/11/30)
52 Weeks Low   date	0.0001 USD (2024/07/17)

## Arbitrage views

Exchange <span>⊕</span>	Date	Time	Price	Trading volume (mio.)	Number of trades
Stuttgart	2024/04/30	21:54	0.3525 EUR	0.00	8
Munich	2024/05/02	09:14	0.364 EUR	0.00	1
London Stock Exchange	2024/03/22	18:09	0.50 USD	0.00	1
Frankfurt	2024/05/02	08:23	0.354 EUR	0.00	2
FINRA other OTC	2024/08/21	21:47	0.0221 USD	0.00	37

Issues	21					
Duesseldorf	2024/05/ 02	09:31	0.329 EUR	0.00		2
Berlin	2024/05/ 02	10:10	0.336 EUR	0.00		3

## Company profile

### Company Logo



### Contact Details

ARCIMOTO INC.

--

----

Telefon: -

Fax: -

E-mail: -

### Company Profile

-

### Members of Management Board

Mark Frohnmayer Chairman of Board of Directors

Jesse Eisler Member of Board of Directors

Christopher Dawson Member of Board of Directors

Dan Creed Member of Board of Directors

Joshua Scherer Member of Board of Directors

Nancy Calderone Member of Board of Directors

Terry Becker Member of Board of Directors