

GYLDENDAL ASA

ISIN: NO0004288200 WKN: -

Overview

2018/04/18 17:55:24

Price

366.00 NOK

Difference  -2.14% (-8.00)

General attributes

ISIN NO0004288200

Symbol GYL

Exchange London Stock Exchange

Currency NOK

Sector Other

Security type Stock

Market cap (m) 92 EUR

Benchmark NORWAY OSLO BORS ALL SHARE(TRG)

Market data

Bid (Bid size) -

Ask (Ask size) -

Open 366.00 NOK

High 366.00 NOK

Low 366.00 NOK

Close (prev. day) 374.00 NOK

VWAP -

Volume (pcs) -

Trading volume -

Number of trades 1

Last size -

Futures and Options

Related Futures -

Related Options -

5Y











Chart
not available

Information about previous performance does not guarantee future performance.

Source: FactSet

Recent research

on sector

Date		Headline	Download
2024/06/21		Global Equity Ratings	
2024/06/14		Global Equity Ratings	
2024/05/29		Global Equity Ratings	
2024/04/26		Global Equity Ratings	
2024/04/03		Global Equity Ratings	

Details

2018/04/18 17:55:24

Price

366.00 NOK

Difference  -2.14% (-8.00)

General attributes

ISIN	NO0004288200
Symbol	GYL
Exchange	London Stock Exchange
Currency	NOK
Sector	Other
Security type	Stock
Market cap (m)	92 EUR
Benchmark	NORWAY OSLO BORS ALL SHARE(TRG)

Market data

Bid (Bid size)	-
Ask (Ask size)	-
Open	366.00 NOK
High	366.00 NOK
Low	366.00 NOK
Close (prev. day)	374.00 NOK
VWAP	-
Volume (pcs)	-
Trading volume	-
Number of trades	1
Last size	-

Performance and Risk

	6m	1Y	3Y
Perf (%)	-	-	-
Perf (abs.)	-	-	-
Beta	-0.30	0.21	0.22
Volatility	66.36	66.36	66.36

5Y

Chart
not available

Information about previous performance does not guarantee future performance.
Source: FactSet

Price data

Ø price 5 days Ø volume 5 days (pcs.)	370.40 NOK (0)
Ø price 30 days Ø volume 30 days (pcs.)	371.13 NOK (0)
Ø price 100 days Ø volume 100 days (pcs.)	327.70 NOK (0)
Ø price 250 days Ø volume 250 days (pcs.)	- NOK (0)
YTD High date	390.00 NOK (2018/01/02)
YTD Low date	346.00 NOK (2018/01/04)
52 Weeks High date	390.00 NOK (2017/12/29)
52 Weeks Low date	331.00 NOK (2017/12/14)

All listings for GYLDENDAL ASA

Exchange 	Date	Time	Price	Trading volume (mio.)	Number of trades
London Stock Exchange	2018/04/18	17:55	366.00 NOK	0.00	1
First North Stockholm	-	-	-	0.00	-

Company profile

Company Logo

Contact Details

GYLDENDAL

--

Telefon: -

Fax: -

E-mail: -

Company Profile

-