


IMOBILIARIA CONSTRUTORA GRĂOPARĂ S.A.

ISIN: **PTGPA0AP0007** WKN: -

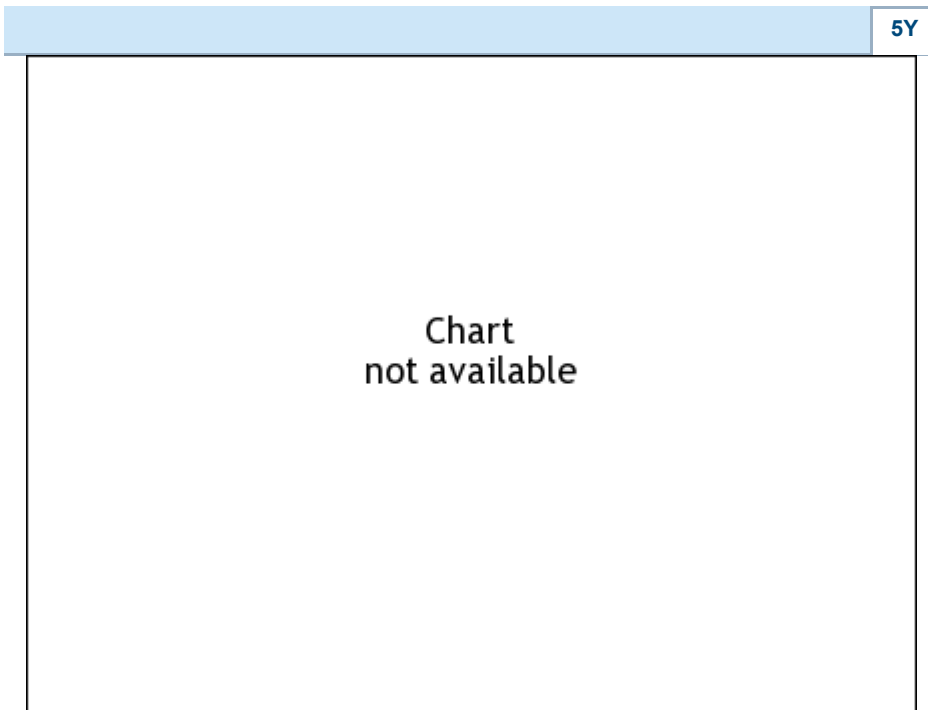
Overview

2018/05/22 17:35:42	
Price	0.55 EUR
Difference	 10.00% (0.05)

General attributes	
ISIN	PTGPA0AP0007
Symbol	GPA
Exchange	London Stock Exchange
Currency	EUR
Sector	Consumer Products
Security type	Stock
Market cap (m)	1 EUR
Benchmark	PORTUGAL PSI

Market data	
Bid (Bid size)	-
Ask (Ask size)	-
Open	0.55 EUR
High	0.55 EUR
Low	0.55 EUR
Close (prev. day)	0.50 EUR
VWAP	-
Volume (pcs)	-
Trading volume	-
Number of trades	1
Last size	-

Futures and Options	
Related Futures	-
Related Options	-



Information about previous performance does not guarantee future performance.
Source: FactSet

Recent research

on sector		on market	
Date	Headline	Download	
2024/08/21	 Akciové trhy - denní zpráva		
2024/08/20	 Akciové trhy - denní zpráva		
2024/08/19	 Akciové trhy - denní zpráva		
2024/08/16	 Akciové trhy - denní zpráva		
2024/08/15	 Akciové trhy - denní zpráva		

Details

2018/05/22 17:35:42

Price
0.55 EUR

Difference ▲ 10.00% (0.05)

General attributes

ISIN	PTGPA0AP0007
Symbol	GPA
Exchange	London Stock Exchange
Currency	EUR
Sector	Consumer Products
Security type	Stock
Market cap (m)	1 EUR
Benchmark	PORTUGAL PSI


Market data

Bid (Bid size)	-
Ask (Ask size)	-
Open	0.55 EUR
High	0.55 EUR
Low	0.55 EUR
Close (prev. day)	0.50 EUR
VWAP	-
Volume (pcs)	-
Trading volume	-
Number of trades	1
Last size	-

Performance and Risk

	6m	1Y	3Y
Perf (%)	-	-	-
Perf (abs.)	-	-	-
Beta	0.00	0.01	-0.03
Volatility	660.53	660.53	660.53

5Y



Information about previous performance does not guarantee future performance.
Source: FactSet

Price data

Ø price 5 days Ø volume 5 days (pcs.)	0.46 EUR (0)
Ø price 30 days Ø volume 30 days (pcs.)	0.33 EUR (0)
Ø price 100 days Ø volume 100 days (pcs.)	1.94 EUR (0)
Ø price 250 days Ø volume 250 days (pcs.)	- EUR (0)
YTD High date	0.55 EUR (2018/05/22)
YTD Low date	0.07 EUR (2018/02/02)
52 Weeks High date	0.55 EUR (2018/05/22)
52 Weeks Low date	0.07 EUR (2018/02/02)

All listings for IMOBILIARIA CONSTRUTORA GRĂOPARĂ S.A.

Exchange	Date	Time	Price	Trading volume (mio.)	Number of trades
London Stock Exchange	2018/05/22	17:35	0.55 EUR	0.00	1
Euronext Lisbon	2024/05/29	12:44	0.20 EUR	0.00	1

Company profile

Company Logo

Contact Details

IMOB GRAO PARA

--

Telefon: -

Fax: -

E-mail: -

Company Profile

-