


# IMOBILIARIA CONSTRUTORA GRĂOPARĂ S.A.

ISIN: **PTGPA0AP0007** WKN: -


## Overview

|                     |   |
|---------------------|---|
| 2018/05/22 17:35:42 |   |
| <b>Price</b>        | 0.55 EUR  |
| <b>Difference</b>   |  10.00% (0.05) |

| General attributes |                       |
|--------------------|-----------------------|
| ISIN               | PTGPA0AP0007          |
| Symbol             | GPA                   |
| Exchange           | London Stock Exchange |
| Currency           | EUR                   |
| Sector             | Consumer Products     |
| Security type      | Stock                 |
| Market cap (m)     | 1 EUR                 |
| Benchmark          | PORTUGAL PSI          |

| Market data       |          |
|-------------------|----------|
| Bid (Bid size)    | -        |
| Ask (Ask size)    | -        |
| Open              | 0.55 EUR |
| High              | 0.55 EUR |
| Low               | 0.55 EUR |
| Close (prev. day) | 0.50 EUR |
| VWAP              | -        |
| Volume (pcs)      | -        |
| Trading volume    | -        |
| Number of trades  | 1        |
| Last size         | -        |

| Futures and Options |   |
|---------------------|---|
| Related Futures     | - |
| Related Options     | - |



Information about previous performance does not guarantee future performance.  
**Source:** FactSet

### Recent research

| on sector  |   | on market   |  |
|------------|---|---|--|
| Date       | Headline  | Download  |  |
| 2024/07/17 |  Akciové trhy - denní zpráva |  |  |
| 2024/07/16 |  Akciové trhy - denní zpráva |  |  |
| 2024/07/15 |  Akciové trhy - denní zpráva |  |  |
| 2024/07/12 |  Global Equity Ratings       |  |  |
| 2024/07/12 |  Akciové trhy - denní zpráva |  |  |

## Details

2018/05/22 17:35:42

**Price**  
0.55 EUR

**Difference** ▲ 10.00% (0.05)

### General attributes

|                |                       |
|----------------|-----------------------|
| ISIN           | PTGPA0AP0007          |
| Symbol         | GPA                   |
| Exchange       | London Stock Exchange |
| Currency       | EUR                   |
| Sector         | Consumer Products     |
| Security type  | Stock                 |
| Market cap (m) | 1 EUR                 |
| Benchmark      | PORTUGAL PSI          |


### Market data

|                   |          |
|-------------------|----------|
| Bid (Bid size)    | -        |
| Ask (Ask size)    | -        |
| Open              | 0.55 EUR |
| High              | 0.55 EUR |
| Low               | 0.55 EUR |
| Close (prev. day) | 0.50 EUR |
| VWAP              | -        |
| Volume (pcs)      | -        |
| Trading volume    | -        |
| Number of trades  | 1        |
| Last size         | -        |

### Performance and Risk

|             | 6m     | 1Y     | 3Y     |
|-------------|--------|--------|--------|
| Perf (%)    | -      | -      | -      |
| Perf (abs.) | -      | -      | -      |
| Beta        | 0.00   | 0.02   | -0.08  |
| Volatility  | 660.53 | 660.53 | 660.53 |

5Y



Information about previous performance does not guarantee future performance.  
Source: FactSet

### Price data

|   |                       |
|---|-----------------------|
| Ø price 5 days   Ø volume 5 days (pcs.)     | 0.46 EUR (0)          |
| Ø price 30 days   Ø volume 30 days (pcs.)   | 0.33 EUR (0)          |
| Ø price 100 days   Ø volume 100 days (pcs.) | 1.94 EUR (0)          |
| Ø price 250 days   Ø volume 250 days (pcs.) | - EUR (0)             |
| YTD High   date                             | 0.55 EUR (2018/05/22) |
| YTD Low   date                              | 0.07 EUR (2018/02/02) |
| 52 Weeks High   date                        | 0.55 EUR (2018/05/22) |
| 52 Weeks Low   date                         | 0.07 EUR (2018/02/02) |

### All listings for IMOBILIARIA CONSTRUTORA GRĂOPARĂ S.A.

| Exchange              | Date       | Time  | Price    | Trading volume (mio.) | Number of trades |
|-----------------------|------------|-------|----------|-----------------------|------------------|
| London Stock Exchange | 2018/05/22 | 17:35 | 0.55 EUR | 0.00                  | 1                |
| Euronext Lisbon       | 2024/05/29 | 12:44 | 0.20 EUR | 0.00                  | 1                |

## Company profile

### Company Logo

#### Contact Details

IMOB GRAO PARA

--

----

Telefon: -

Fax: -

E-mail: -

### Company Profile

-