

ENERGOAQUA AS CZK1000

ISIN: CS0008419750 WKN: -

Overview

2018/04/18 17:55:23

Price

2,680.00 CZK

Difference  -0.74% (-20.00)

General attributes

ISIN	CS0008419750
Symbol	ENRGA
Exchange	London Stock Exchange
Currency	CZK
Sector	-
Security type	Stock
Market cap (m)	80 EUR
Benchmark	PX INDEX

Market data

Bid (Bid size)	-
Ask (Ask size)	-
Open	2,680.00 CZK
High	2,680.00 CZK
Low	2,680.00 CZK
Close (prev. day)	2,700.00 CZK
VWAP	-
Volume (pcs)	-
Trading volume	-
Number of trades	1
Last size	-

Futures and Options










Related Futures	-
Related Options	-

5Y

Chart
not available

Information about previous performance does not guarantee future performance.
Source: FactSet

Recent research

on market		
Date	Headline	Download
2024/09/18	 Akciové trhy - denní zpráva	
2024/09/17	 Akciové trhy - denní zpráva	
2024/09/17	 GEVORKYAN Podniková analýza	
2024/09/16	 Akciové trhy - denní zpráva	
2024/09/13	 Akciové trhy - denní zpráva	

Details

2018/04/18 17:55:23

Price

2,680.00 CZK

Difference  -0.74% (-20.00)

General attributes

ISIN	CS0008419750
Symbol	ENRGA
Exchange	London Stock Exchange
Currency	CZK
Sector	-
Security type	Stock
Market cap (m)	80 EUR
Benchmark	PX INDEX

Market data

Bid (Bid size)	-
Ask (Ask size)	-
Open	2,680.00 CZK
High	2,680.00 CZK
Low	2,680.00 CZK
Close (prev. day)	2,700.00 CZK
VWAP	-
Volume (pcs)	-
Trading volume	-
Number of trades	1
Last size	-

Performance and Risk

	6m	1Y	3Y
Perf (%)	-	-	-
Perf (abs.)	-	-	-
Beta	-	-	-
Volatility	140.41	140.41	140.41

5Y

Chart
not available

Information about previous performance does not guarantee future performance.
Source: FactSet

Price data

Ø price 5 days Ø volume 5 days (pcs.)	2,624.00 CZK (0)
Ø price 30 days Ø volume 30 days (pcs.)	2,564.00 CZK (0)
Ø price 100 days Ø volume 100 days (pcs.)	- CZK (0)
Ø price 250 days Ø volume 250 days (pcs.)	- CZK (0)
YTD High date	2,700.00 CZK (2018/03/08)
YTD Low date	2,420.00 CZK (2018/01/12)
52 Weeks High date	2,700.00 CZK (2018/03/08)
52 Weeks Low date	2,420.00 CZK (2018/01/12)

All listings for ENERGOAQUA AS CZK1000

Exchange 	Date	Time	Price	Trading volume (mio.)	Number of trades
Prague Stock Exchange	2024/08/23	12:00	2,860.00 CZK	0.07	1
London Stock Exchange	2018/04/18	17:55	2,680.00 CZK	0.00	1

Company profile

Company Logo

Contact Details

ENERGOAQUA

--

Telefon: -

Fax: -

E-mail: -

Company Profile

-