

## BRIQ PROPERTIES REIC EUR2.10

ISIN: **GRS517003000** WKN: -

## Overview

2018/05/22 17:36:36

5Y

## Price

1.845 EUR

Difference  4.07% (0.07)

## General attributes

|                |                       |
|----------------|-----------------------|
| ISIN           | GRS517003000          |
| Symbol         | BRIQ                  |
| Exchange       | London Stock Exchange |
| Currency       | EUR                   |
| Sector         | -                     |
| Security type  | Stock                 |
| Market cap (m) | 67 EUR                |
| Benchmark      | GREECE                |

## Market data

|                   |            |
|-------------------|------------|
| Bid (Bid size)    | -          |
| Ask (Ask size)    | -          |
| Open              | 1.845 EUR  |
| High              | 1.845 EUR  |
| Low               | 1.845 EUR  |
| Close (prev. day) | 1.7729 EUR |
| VWAP              | -          |
| Volume (pcs)      | -          |
| Trading volume    | -          |
| Number of trades  | 1          |
| Last size         | -          |






## Futures and Options

|                 |   |
|-----------------|---|
| Related Futures | - |
| Related Options | - |

Chart  
not available

Information about previous performance does not guarantee future performance.  
Source: FactSet

## Recent research

| on market  |   |                         |   |
|------------|---|-------------------------|---|
| Date       |   | Headline                | Download  |
| 2024/06/21 |  | Global Equity Ratings   |  |
| 2024/06/14 |  | Global Equity Ratings   |  |
| 2024/04/26 |  | Global Equity Ratings   |  |
| 2024/03/26 |  | Global Strategy 2Q 2024 |  |
| 2024/03/13 |  | Global Equity Ratings   |  |

## Details

2018/05/22 17:36:36

## Price

1.845 EUR

Difference  4.07% (0.07)

## General attributes

|                |                       |
|----------------|-----------------------|
| ISIN           | GRS517003000          |
| Symbol         | BRIQ                  |
| Exchange       | London Stock Exchange |
| Currency       | EUR                   |
| Sector         | -                     |
| Security type  | Stock                 |
| Market cap (m) | 67 EUR                |
| Benchmark      | GREECE                |

## Market data

|                   |            |
|-------------------|------------|
| Bid (Bid size)    | -          |
| Ask (Ask size)    | -          |
| Open              | 1.845 EUR  |
| High              | 1.845 EUR  |
| Low               | 1.845 EUR  |
| Close (prev. day) | 1.7729 EUR |
| VWAP              | -          |
| Volume (pcs)      | -          |
| Trading volume    | -          |
| Number of trades  | 1          |
| Last size         | -          |

## Performance and Risk

|             | 6m   | 1Y   | 3Y   |
|-------------|------|------|------|
| Perf (%)    | -    | -    | -    |
| Perf (abs.) | -    | -    | -    |
| Beta        | 0.31 | 0.23 | 0.32 |
| Volatility  | -    | -    | -    |

5Y

Chart  
not available

Information about previous performance does not guarantee future performance.  
Source: FactSet

## Price data

|   |                        |
|---|------------------------|
| Ø price 5 days   Ø volume 5 days (pcs.)     | 1.838 EUR (0)          |
| Ø price 30 days   Ø volume 30 days (pcs.)   | 1.856 EUR (0)          |
| Ø price 100 days   Ø volume 100 days (pcs.) | - EUR (0)              |
| Ø price 250 days   Ø volume 250 days (pcs.) | - EUR (0)              |
| YTD High   date                             | 2.080 EUR (2018/01/26) |
| YTD Low   date                              | 1.760 EUR (2018/01/04) |
| 52 Weeks High   date                        | 2.080 EUR (2018/01/26) |
| 52 Weeks Low   date                         | 1.630 EUR (2017/12/14) |

## All listings for BRIQ PROPERTIES REIC EUR2.10

| Exchange  | Date       | Time  | Price     | Trading volume (mio.) | Number of trades |
|--|------------|-------|-----------|-----------------------|------------------|
| London Stock Exchange  | 2018/05/22 | 17:36 | 1.845 EUR | 0.00                  | 1                |
| Frankfurt  | 2024/06/25 | 08:05 | 1.825 EUR | 0.00                  | 1                |
| Athens Stock Exchange  | 2024/06/25 | 16:10 | 1.88 EUR  | 0.04                  | 36               |

## Company profile

### Company Logo

#### Contact Details

BRIQ PROPERTIES REIC

--

----

Telefon: -

Fax: -

E-mail: -

### Company Profile

-