

EVONIK INDUSTRIES AG

ISIN: DE000EVNK013 WKN: EVNK01

Overview

2023/06/09 17:32:11

Price
17.97 EURDifference  -3.15% (-0.59)

General attributes

ISIN	DE000EVNK013
Symbol	EVK
Exchange	Vienna Stock Exchange
Currency	EUR
Sector	Chemical / Pharmaceutical / Health
Security type	Stock
Market cap (m)	8,383 EUR
Benchmark	GERMANY DAX

Market data

Bid (Bid size)	17.86 EUR (520)
Ask (Ask size)	18.075 EUR (520)
Open	18.455 EUR
High	18.455 EUR
Low	17.97 EUR
Close (prev. day)	18.555 EUR
VWAP	0.00 EUR
Volume (pcs)	0
Trading volume	0.00
Number of trades	2
Last size	0

Futures and Options

Related Futures	23
Related Options	-

PDF Downloads









Company report: EVONIK INDUSTRIES AG 

5Y



Information about previous performance does not guarantee future performance.
Source: FactSet

Recent research

on sector		on market	
Date		Headline	Download
2023/06/06		Global Equity Ratings	
2023/06/01		Global Equity Ratings	
2023/05/24		Global Equity Ratings	
2023/05/03		Global Equity Ratings	
2023/04/25		Global Equity Ratings	

Details

2023/06/09 17:32:11

Price
17.97 EUR

Difference ▼ -3.15% (-0.59)

General attributes

ISIN	DE000EVNK013
Symbol	EVK
Exchange	Vienna Stock Exchange
Currency	EUR
Sector	Chemical / Pharmaceutical / Health
Security type	Stock
Market cap (m)	8,383 EUR
Benchmark	GERMANY DAX

Market data

Bid (Bid size)	17.86 EUR (520)
Ask (Ask size)	18.075 EUR (520)
Open	18.455 EUR
High	18.455 EUR
Low	17.97 EUR
Close (prev. day)	18.555 EUR
VWAP	0.00 EUR
Volume (pcs)	0
Trading volume	0.00
Number of trades	2
Last size	0

Performance and Risk

	6m	1Y	3Y
Perf (%)	-0.64%	-29.91%	-26.98%
Perf (abs.)	-0.12	-7.67	-6.64
Beta	1.09	1.27	0.95
Volatility	27.48	31.90	26.39

5Y



Information about previous performance does not guarantee future performance.
Source: FactSet

Price data

Ø price 5 days Ø volume 5 days (pcs.)	18.38 EUR (20)
Ø price 30 days Ø volume 30 days (pcs.)	19.20 EUR (7)
Ø price 100 days Ø volume 100 days (pcs.)	19.64 EUR (9)
Ø price 250 days Ø volume 250 days (pcs.)	19.34 EUR (7)
YTD High date	21.52 EUR (2023/02/06)
YTD Low date	17.72 EUR (2023/06/01)
52 Weeks High date	25.54 EUR (2022/06/10)
52 Weeks Low date	16.86 EUR (2022/10/10)

All listings for EVONIK INDUSTRIES AG

Exchange	Date	Time	Price	Trading volume (mio.)	Number of trades
Xetra	2023/06/09	17:35	17.99 EUR	16.58	2,754
Vienna Stock Exchange	2023/06/09	17:32	17.97 EUR	0.00	2
Tradegate	2023/06/09	22:26	18.02 EUR	1.45	258
Stuttgart	2023/06/09	21:55	18.015 EUR	0.16	73
SIX Swiss Exchange	2019/	17:50	28.47 CHF	0.01	4

	06/28					
Munich	2023/ 06/09	18:54	18.03 EUR	0.01		2
London Stock Exchange European Trade Reporting	2023/ 06/09	17:30	18.025 EUR	0.00		2
Hanover	2023/ 06/09	08:16	18.55 EUR	0.00		1
Hamburg	2023/ 06/09	11:13	18.08 EUR	0.01		3
Frankfurt	2023/ 06/09	13:13	18.055 EUR	0.06		17
FINRA other OTC Issues	2023/ 05/25	21:03	21.105 USD	0.01		1
Euronext Milan MTF Global Equity Market	2023/ 06/09	17:44	18.04 EUR	0.00		2
Duesseldorf	2023/ 06/09	11:52	18.08 EUR	0.02		4
Berlin	2023/ 06/09	08:01	18.535 EUR	0.00		1
BX Swiss	2023/ 06/06	18:00	17.932 CHF	0.00		1

Company profile

Company Logo

Contact Details

EVONIK INDUSTRIES AG

--

Rellinghauser Strasse 111 - 45128 Essen

Telefon: +49-201-177-01

Fax: +49-201-177-3475

E-mail: info@evonik.com

PDF Downloads

Company report: EVONIK INDUSTRIES AG 

Company Profile

Evonik Industries AG operates as a holding company, which engages in the manufacture of specialty chemical products. It operates through the following segments: Specialty Aditives, Nutrition & Care, Smart Materials, Performance Materials, and Technology & Infrastructure. The Specialty Aditives segment includes powerful additives and versatile crosslinkers. The Nutrition & Care segment provides products for human well-being and the quality of life. The Smart Materials segment includes businesses with innovative materials that enable resource-saving solutions and replace conventional materials. The Performance Materials segment brings together businesses with the same DNA and it focus on resource-saving production, new applications and specialties. The Technology & Infrastructure segment provides services which are required across the asset lifecycle of chemical production plants. The company was founded in 1919 and is headquartered in Essen, Germany.

Members of Management Board

Christian Kullmann	Chairman of Managing Board
Harald Schwager	Member of Executive Committee
Anke Dassler	Member of Executive Committee
Kai Kirchhoff	Member of Executive Committee
Maike Schuh	Member of Executive Committee
Thomas Wessel	Member of Executive Committee
Tim Lange	Member of Executive Committee
Yann d'Herve	Member of Executive Committee

Board of directors

Bernd Tönjes	Chairman of Supervisory Board
Aldo Belloni	Member of Supervisory Board
Barbara Albert	Member of Supervisory Board
Barbara Grunewald	Member of Supervisory Board
Thomas Sauer	Member of Supervisory Board
Volker Trautz	Member of Supervisory Board
Alexandra Krieger	Member of Supervisory Board
Angela Titzrath	Member of Supervisory Board
Cedrik Neike	Member of Supervisory Board
Gerd Schlengermann	Member of Supervisory Board
Gerhard Ribbeheger	Member of Supervisory Board
Harald Sirkorski	Member of Supervisory Board
Hussin El Moussaoui	Member of Supervisory Board
Karin Erhard	Member of Supervisory Board
Martin Albers	Member of Supervisory Board
Martin Kubessa	Member of Supervisory Board
Martina Reisch	Member of Supervisory Board
Michael Rüdiger	Member of Supervisory Board
Ulrich Weber	Member of Supervisory Board

Werner
Fuhrmann

Member of Supervisory
Board