

EVONIK INDUSTRIES AG

ISIN: DE000EVNK013 WKN: EVNK01

Overview

2023/03/21 17:32:32

Price
19.245 EURDifference  2.37% (0.45)

General attributes

ISIN	DE000EVNK013
Symbol	EVK
Exchange	Vienna Stock Exchange
Currency	EUR
Sector	Chemical / Pharmaceutical / Health
Security type	Stock
Market cap (m)	8,954 EUR
Benchmark	GERMANY DAX

Market data

Bid (Bid size)	-
Ask (Ask size)	-
Open	19.075 EUR
High	19.245 EUR
Low	19.075 EUR
Close (prev. day)	18.80 EUR
VWAP	0.00 EUR
Volume (pcs)	0
Trading volume	0.00
Number of trades	2
Last size	0

Futures and Options

Related Futures	23
Related Options	-

PDF Downloads






Company report: EVONIK INDUSTRIES AG 

5Y



Information about previous performance does not guarantee future performance.
Source: FactSet

Recent research

on sector		on market	
Date		Headline	Download
2023/03/16		Global Equity Ratings	
2023/03/10		Global Equity Ratings	
2023/02/27		Global Equity Ratings	
2023/02/07		Global Equity Ratings	
2023/01/30		Global Equity Ratings	

Details

2023/03/21 17:32:32

Price
19.245 EUR

Difference ▲ 2.37% (0.45)

General attributes

ISIN	DE000EVNK013
Symbol	EVK
Exchange	Vienna Stock Exchange
Currency	EUR
Sector	Chemical / Pharmaceutical / Health
Security type	Stock
Market cap (m)	8,954 EUR
Benchmark	GERMANY DAX

Market data

Bid (Bid size)	-
Ask (Ask size)	-
Open	19.075 EUR
High	19.245 EUR
Low	19.075 EUR
Close (prev. day)	18.80 EUR
VWAP	0.00 EUR
Volume (pcs)	0
Trading volume	0.00
Number of trades	2
Last size	0

Performance and Risk

	6m	1Y	3Y
Perf (%)	+5.92%	-25.58%	+6.92%
Perf (abs.)	+1.08	-6.62	+1.25
Beta	1.12	1.18	0.98
Volatility	27.88	30.92	28.84

5Y



Information about previous performance does not guarantee future performance.
Source: FactSet

Price data

Ø price 5 days Ø volume 5 days (pcs.)	18.794 EUR (0)
Ø price 30 days Ø volume 30 days (pcs.)	20.020 EUR (5)
Ø price 100 days Ø volume 100 days (pcs.)	19.361 EUR (5)
Ø price 250 days Ø volume 250 days (pcs.)	20.618 EUR (8)
YTD High date	21.520 EUR (2023/02/06)
YTD Low date	18.130 EUR (2023/01/02)
52 Weeks High date	26.550 EUR (2022/03/29)
52 Weeks Low date	16.855 EUR (2022/10/10)

All listings for EVONIK INDUSTRIES AG

Exchange	Date	Time	Price	Trading volume (mio.)	Number of trades
Xetra	2023/03/21	17:35	19.215 EUR	11.73	1,724
Vienna Stock Exchange	2023/03/21	17:32	19.245 EUR	0.00	2
Tradegate	2023/03/21	22:26	19.38 EUR	0.85	136
Stuttgart	2023/03/21	21:55	19.31 EUR	0.05	64
SIX Swiss Exchange	2019/	17:50	28.47 CHF	0.01	4

	06/28					
Munich	2023/ 03/21	15:01	19.31 EUR	0.00		2
London Stock Exchange European Trade Reporting	2023/ 03/21	17:40	19.215 EUR	3.31		2
Hanover	2023/ 03/21	09:48	19.16 EUR	0.00		2
Hamburg	2023/ 03/21	11:02	19.285 EUR	0.01		3
Frankfurt	2023/ 03/21	17:20	19.165 EUR	0.01		10
FINRA other OTC Issues	2023/ 03/13	14:30	21.01 USD	0.00		1
Duesseldorf	2023/ 03/21	21:00	19.285 EUR	0.00		10
Borsa Italiana MTF Global Equity Market	2023/ 03/21	17:35	18.87 EUR	0.00		1
Berlin	2023/ 03/21	08:00	18.895 EUR	0.00		1
BX Swiss	2023/ 01/30	18:00	20.412 CHF	0.01		1

Company profile

Company Logo

Contact Details

EVONIK INDUSTRIES AG

--

Rellinghauser Strasse 111 - 45128 Essen

Telefon: +49-201-177-01

Fax: +49-201-177-3475

E-mail: info@evonik.com

PDF Downloads

Company report: EVONIK INDUSTRIES AG 

Company Profile

Evonik Industries AG operates as a holding company, which engages in the manufacture of specialty chemical products. It operates through the following segments: Nutrition and Care, Resource Efficiency, Performance Materials, Services, and Other Operations. The Nutrition and Care segment produces specialty chemicals, principally for use in consumer goods for daily needs, and in animal nutrition and healthcare products. The Resource Efficiency segment supplies materials and specialty additives for environment-friendly and energy-efficient system solutions for the automotive, paints, coatings, adhesives, construction industries, and other sectors. The Performance Materials segment manufacture polymer materials and intermediates, mainly for the rubber, plastics, and agriculture industries. The Services segment comprises site management, utilities, waste management, technical, process technology, engineering, and logistics services for the chemical segments and external customers. The Other Operation segment consists management holding company, strategic research, and hidden reserves and liabilities. The company was founded in 1919 and is headquartered in Essen, Germany.

Members of Management Board

Christian Kullmann	Chairman of Managing Board
Harald Schwager	Member of Executive Committee
Thomas Wessel	Member of Executive Committee
Ute Wolf	Member of Executive Committee

Board of directors

Bernd Tönjes	Chairman of Supervisory Board
Aldo Belloni	Member of Supervisory Board
Barbara Albert	Member of Supervisory Board
Barbara Grunewald	Member of Supervisory Board
Thomas Sauer	Member of Supervisory Board
Volker Trautz	Member of Supervisory Board
Alexandra Krieger	Member of Supervisory Board
Angela Titzrath	Member of Supervisory Board
Cedrik Neike	Member of Supervisory Board
Gerd Schlengermann	Member of Supervisory Board
Gerhard Ribbeheger	Member of Supervisory Board
Harald Sirkorski	Member of Supervisory Board
Hussin El Moussaoui	Member of Supervisory Board
Karin Erhard	Member of Supervisory Board
Martin Albers	Member of Supervisory Board
Martin Kubessa	Member of Supervisory Board
Martina Reisch	Member of Supervisory Board
Michael Rüdiger	Member of Supervisory Board

	Board
Ulrich Weber	Member of Supervisory Board
Werner Fuhrmann	Member of Supervisory Board