

## CHINA SHENHUA ENERGY COMPANY LTD 'H'

ISIN: CNE1000002R0 WKN: -

## Overview

2024/04/25 08:20:01

Price

3.774 EUR

Difference  1.70% (0.06)

## General attributes

ISIN CNE1000002R0

Symbol 1088

Exchange Frankfurt

Currency EUR

Sector Energy / Commodities

Security type Stock

Market cap (m) 98,019 EUR

Benchmark MSCI WORLD INDEX (STRD, UHD)

## Market data

Bid (Bid size) -

Ask (Ask size) -

Open 3.774 EUR

High 3.774 EUR

Low 3.774 EUR

Close (prev. day) 3.711 EUR

VWAP 3.711 EUR

Volume (pcs) 0

Trading volume 0.00

Number of trades 2

Last size 0

## Futures and Options

Related Futures -

Related Options -

5Y













Information about previous performance does not guarantee future performance.

Source: FactSet

## Recent research

on sector

Date	Headline	Download
2024/04/25	 Akciové trhy - denní zpráva	
2024/04/24	 Akciové trhy - denní zpráva	
2024/04/23	 Akciové trhy - denní zpráva	
2024/04/22	 Akciové trhy - denní zpráva	
2024/04/19	 Akciové trhy - denní zpráva	

## Details

2024/04/25 08:20:01

**Price**  
3.774 EUR

**Difference** ▲ 1.70% (0.06)

## General attributes

ISIN	CNE1000002R0
Symbol	1088
Exchange	Frankfurt
Currency	EUR
Sector	Energy / Commodities
Security type	Stock
Market cap (m)	98,019 EUR
Benchmark	MSCI WORLD INDEX (STRD, UHD)

## Market data

Bid (Bid size)	-
Ask (Ask size)	-
Open	3.774 EUR
High	3.774 EUR
Low	3.774 EUR
Close (prev. day)	3.711 EUR
VWAP	3.711 EUR
Volume (pcs)	0
Trading volume	0.00
Number of trades	2
Last size	0

## Performance and Risk

	6m	1Y	3Y
Perf (%)	+31.82%	+32.14%	+117.15%
Perf (abs.)	+0.91	+0.92	+2.04
Beta	0.05	0.55	0.24
Volatility	30.07	33.25	41.83

5Y



Information about previous performance does not guarantee future performance.  
Source: FactSet

## Price data

Ø price 5 days   Ø volume 5 days (pcs.)	3.777 EUR (844)
Ø price 30 days   Ø volume 30 days (pcs.)	3.677 EUR (353)
Ø price 100 days   Ø volume 100 days (pcs.)	3.410 EUR (290)
Ø price 250 days   Ø volume 250 days (pcs.)	3.083 EUR (526)
YTD High   date	3.909 EUR (2024/04/16)
YTD Low   date	3.056 EUR (2024/01/22)
52 Weeks High   date	3.909 EUR (2024/04/16)
52 Weeks Low   date	2.492 EUR (2023/08/21)

## All listings for CHINA SHENHUA ENERGY COMPANY LTD 'H'

Exchange <span>📍</span>	Date	Time	Price	Trading volume (mio.)	Number of trades
Tradegate	2024/04/25	22:26	3.805 EUR	0.00	2
Stuttgart	2024/04/25	10:33	3.744 EUR	0.00	4
Munich	2024/04/25	10:30	3.769 EUR	0.01	2
Hong Kong Stock Exchange	2024/04/26	04:32	32.25 HKD	-	-
Hanover	2024/04/25	08:11	3.77 EUR	0.00	3

	25						
Hamburg	2024/04/25	08:00	3.771	EUR	0.00		3
Frankfurt	2024/04/25	08:20	3.774	EUR	0.00		2
FINRA other OTC Issues	2024/04/25	15:30	4.04	USD	0.01		1
Duesseldorf	2024/04/25	19:30	3.726	EUR	0.00		7
Berlin	2024/04/25	08:08	3.772	EUR	0.00		2

## Company profile

### Company Logo



### Contact Details

CHINA SHENHUA ENERGY CO. LTD.

--

Shenhua Tower, 22 Andingmen Xibinhe Road, Dongcheng District - - Beijing

Telefon: (86 10) 58133376

Fax: (86 10) 84882107

E-mail: [ir@shenhuachina.com](mailto:ir@shenhuachina.com)

### Company Profile

-

#### Members of Management Board

Yang Jiping Chairman of Managing Board

Huang Qing Member of Executive Committee

Li ZhiMing Member of Executive Committee

Wang Xingzhong Member of Executive Committee

Xu Mingjun Member of Executive Committee

Xu Shancheng Member of Executive Committee

Yang Suping Member of Executive Committee

Yang Xiangbin Member of Executive Committee

#### Board of directors

Chao Xiong Chairman of Supervisory Board

Chong En Bai Member of Supervisory Board

Han Wen Chen Member of Supervisory Board

Kwok Keung Yuen Member of Supervisory Board

Rong Ming Yang Member of Supervisory Board

Xiao Lei Liu Member of Supervisory Board

Da Yu Zhou Member of Supervisory Board

Feng Zhang Member of Supervisory Board

Jin Zhong Jia Member of Supervisory Board

Ming Jun Xu Member of Supervisory Board