

CHINA SHENHUA ENERGY COMPANY LTD 'H'

ISIN: CNE100002R0 WKN: -

Overview

2023/03/24 08:20:01

Price

2.938 EUR

Difference  -0.74% (-0.02)

General attributes

| | |
|----------------|------------------------------|
| ISIN | CNE100002R0 |
| Symbol | 1088 |
| Exchange | Frankfurt |
| Currency | EUR |
| Sector | Energy / Commodities |
| Security type | Stock |
| Market cap (m) | 10,130 EUR |
| Benchmark | MSCI WORLD INDEX (STRD, UHD) |

Market data

| | |
|-------------------|-----------|
| Bid (Bid size) | - |
| Ask (Ask size) | - |
| Open | 2.938 EUR |
| High | 2.938 EUR |
| Low | 2.938 EUR |
| Close (prev. day) | 2.96 EUR |
| VWAP | 2.99 EUR |
| Volume (pcs) | 0 |
| Trading volume | 0.00 |
| Number of trades | 1 |
| Last size | 0 |

Futures and Options

| | |
|-----------------|---|
| Related Futures | - |
| Related Options | - |

PDF Downloads

Company report: CHINA SHENHUA ENERGY COMPANY LTD 'H' 











5Y



Information about previous performance does not guarantee future performance.
Source: FactSet

Recent research

on sector

| Date | Headline | Download |
|------------|---|---|
| 2023/03/24 |  Akciové trhy - denní zpráva |  |
| 2023/03/23 |  Akciové trhy - denní zpráva |  |
| 2023/03/22 |  Akciové trhy - denní zpráva |  |
| 2023/03/21 |  Akciové trhy - denní zpráva |  |
| 2023/03/20 |  Akciové trhy - denní zpráva |  |

Details

2023/03/24 08:20:01

Price

2.938 EUR

Difference ▼ -0.74% (-0.02)

General attributes

| | |
|----------------|------------------------------|
| ISIN | CNE1000002R0 |
| Symbol | 1088 |
| Exchange | Frankfurt |
| Currency | EUR |
| Sector | Energy / Commodities |
| Security type | Stock |
| Market cap (m) | 10,130 EUR |
| Benchmark | MSCI WORLD INDEX (STRD, UHD) |

Market data

| | |
|-------------------|-----------|
| Bid (Bid size) | - |
| Ask (Ask size) | - |
| Open | 2.938 EUR |
| High | 2.938 EUR |
| Low | 2.938 EUR |
| Close (prev. day) | 2.96 EUR |
| VWAP | 2.99 EUR |
| Volume (pcs) | 0 |
| Trading volume | 0.00 |
| Number of trades | 1 |
| Last size | 0 |

Performance and Risk

| | 6m | 1Y | 3Y |
|-------------|--------|---------|---------|
| Perf (%) | -4.17% | +13.61% | +89.55% |
| Perf (abs.) | -0.13 | +0.35 | +1.39 |
| Beta | 0.12 | 0.27 | 0.27 |
| Volatility | 36.52 | 43.58 | 44.22 |

5Y



Information about previous performance does not guarantee future performance.
Source: FactSet

Price data

| | |
|---|------------------------|
| Ø price 5 days Ø volume 5 days (pcs.) | 2.956 EUR (36) |
| Ø price 30 days Ø volume 30 days (pcs.) | 2.881 EUR (149) |
| Ø price 100 days Ø volume 100 days (pcs.) | 2.813 EUR (258) |
| Ø price 250 days Ø volume 250 days (pcs.) | 2.904 EUR (471) |
| YTD High date | 3.006 EUR (2023/01/23) |
| YTD Low date | 2.669 EUR (2023/01/02) |
| 52 Weeks High date | 3.332 EUR (2022/09/06) |
| 52 Weeks Low date | 2.552 EUR (2022/03/25) |

All listings for CHINA SHENHUA ENERGY COMPANY LTD 'H'

| Exchange | Date | Time | Price | Trading volume (mio.) | Number of trades |
|--------------------------|------------|-------|-----------|-----------------------|------------------|
| Tradegate | 2023/03/24 | 22:26 | 2.975 EUR | 0.02 | 5 |
| Stuttgart | 2023/03/24 | 10:38 | 2.946 EUR | 0.00 | 3 |
| Munich | 2023/03/24 | 16:05 | 2.963 EUR | 0.01 | 2 |
| Hong Kong Stock Exchange | 2023/03/24 | 09:08 | 25.50 HKD | - | - |
| Hanover | 2023/03/24 | 08:59 | 2.956 EUR | 0.00 | 1 |

| | | | | | | |
|------------------------|------------|-------|-------|-----|------|---|
| | 24 | | | | | |
| Hamburg | 2023/03/24 | 08:01 | 2.945 | EUR | 0.00 | 1 |
| Frankfurt | 2023/03/24 | 08:20 | 2.938 | EUR | 0.00 | 1 |
| FINRA other OTC Issues | 2023/02/14 | 16:34 | 2.975 | USD | 0.00 | 1 |
| Duesseldorf | 2023/03/24 | 16:01 | 2.953 | EUR | 0.00 | 5 |
| Berlin | 2023/03/24 | 08:08 | 2.94 | EUR | 0.00 | 1 |

Company profile

Company Logo



Contact Details

CHINA SHENHUA ENERGY CO. LTD.

--

22 Andingmen Xibinhe Road, Dongcheng District - 100011 Beijing

Telefon: +86-10-5813-3399

Fax: +86-10-5813-1804

E-mail: -

PDF Downloads

Company report: CHINA SHENHUA ENERGY COMPANY LTD 'H'



Company Profile

China Shenhua Energy Co., Ltd. engages in the production and sale of coal and electricity. It operates through the following business segments: Coal, Power, Railway, Port, Shipping, and Coal Chemical. The Coal segment includes the production and sale of coal as well as the operation of coal mines. The Power segment includes the generation and sale of power and electricity. The Railway segment includes the operation of transportation railways for coal and non-coal commodities. The Port segment provides logistics and vessels for coal and non-coal cargo. The Shipping segment includes self-operated vessel management and allocation for coal distribution. The Coal Chemical segment comprises the coal-to-olefins project of Baotou Coal Chemical. The company was founded on November 8, 2004 and is headquartered in Beijing, China.

Members of Management Board

Yang Jiping Chairman of Managing Board

Huang Qing Member of Executive Committee

Li ZhiMing Member of Executive Committee

Wang Xingzhong Member of Executive Committee

Xu Mingjun Member of Executive Committee

Xu Shancheng Member of Executive Committee

Yang Suping Member of Executive Committee

Yang Xiangbin Member of Executive Committee

Board of directors

Chong En Bai Member of Supervisory Board

Han Wen Chen Member of Supervisory Board

Kwok Keung Yuen Member of Supervisory Board

Rong Ming Yang Member of Supervisory Board

Xiao Lei Liu Member of Supervisory Board

Chang Yan Zhang Member of Supervisory Board

Chao Xiong Tang Member of Supervisory Board

Da Yu Zhou Member of Supervisory Board

Feng Zhang Member of Supervisory Board

Jin zhong Jia Member of Supervisory Board

Ming Xu Member of Supervisory Board