

## CHINA SHENHUA ENERGY COMPANY LTD 'H'

ISIN: CNE1000002R0 WKN: -

## Overview

2023/05/31 08:08:08

Price

2.888 EUR

Difference  -4.69% (-0.14)

## General attributes

ISIN CNE1000002R0

Symbol 1088

Exchange Berlin

Currency EUR

Sector Energy / Commodities

Security type Stock

Market cap (m) 9,943 EUR

Benchmark MSCI WORLD INDEX (STRD, UHD)

## Market data

Bid (Bid size) 2.892 EUR (4,149)

Ask (Ask size) 2.985 EUR (4,019)

Open 2.888 EUR

High 2.888 EUR

Low 2.888 EUR

Close (prev. day) 3.03 EUR

VWAP -

Volume (pcs) 0

Trading volume 0.00

Number of trades 1

Last size 0

## Futures and Options

Related Futures -

Related Options -

## PDF Downloads

Company report: CHINA SHENHUA ENERGY COMPANY LTD 'H' 











5Y



Information about previous performance does not guarantee future performance.  
Source: FactSet

## Recent research

on sector

Date	Headline	Download
2023/05/31	 Akciové trhy - denní zpráva	
2023/05/30	 Akciové trhy - denní zpráva	
2023/05/29	 Akciové trhy - denní zpráva	
2023/05/26	 Akciové trhy - denní zpráva	
2023/05/25	 Akciové trhy - denní zpráva	

## Details

2023/05/31 08:08:08

## Price

2.888 EUR

Difference  -4.69% (-0.14)

## General attributes

ISIN	CNE1000002R0
Symbol	1088
Exchange	Berlin
Currency	EUR
Sector	Energy / Commodities
Security type	Stock
Market cap (m)	9,943 EUR
Benchmark	MSCI WORLD INDEX (STRD, UHD)

## Market data

Bid (Bid size)	2.892 EUR (4,149)
Ask (Ask size)	2.985 EUR (4,019)
Open	2.888 EUR
High	2.888 EUR
Low	2.888 EUR
Close (prev. day)	3.03 EUR
VWAP	-
Volume (pcs)	0
Trading volume	0.00
Number of trades	1
Last size	0

## Performance and Risk

	6m	1Y	3Y
Perf (%)	+4.09%	-0.33%	+87.04%
Perf (abs.)	+0.12	-0.01	+1.41
Beta	-0.12	0.10	0.24
Volatility	24.87	32.45	36.72

5Y



Information about previous performance does not guarantee future performance.  
Source: FactSet

## Price data

Ø price 5 days   Ø volume 5 days (pcs.)	3.124 EUR (0)
Ø price 30 days   Ø volume 30 days (pcs.)	3.070 EUR (0)
Ø price 100 days   Ø volume 100 days (pcs.)	2.914 EUR (0)
Ø price 250 days   Ø volume 250 days (pcs.)	2.893 EUR (47)
YTD High   date	3.241 EUR (2023/05/23)
YTD Low   date	2.669 EUR (2023/01/02)
52 Weeks High   date	3.303 EUR (2022/09/06)
52 Weeks Low   date	2.618 EUR (2022/07/06)

## All listings for CHINA SHENHUA ENERGY COMPANY LTD 'H'

Exchange 	Date	Time	Price	Trading volume (mio.)	Number of trades
Tradegate	2023/05/31	09:57	2.997 EUR	0.01	2
Stuttgart	2023/05/31	08:14	2.877 EUR	0.00	1
Munich	2023/05/31	08:10	2.956 EUR	0.00	1
Hong Kong Stock Exchange	2023/05/31	10:08	24.75 HKD	-	-
Hanover	2023/05/31	09:19	2.886 EUR	0.00	1

	31					
Hamburg	2023/05/31	08:29	2.884	EUR	0.00	1
Frankfurt	2023/05/31	08:20	2.893	EUR	0.00	1
FINRA other OTC Issues	2023/05/23	15:30	3.45	USD	0.01	1
Duesseldorf	2023/05/31	21:00	2.886	EUR	0.00	11
Berlin	2023/05/31	08:08	2.888	EUR	0.00	1

## Company profile

### Company Logo



### Contact Details

CHINA SHENHUA ENERGY CO. LTD.

--

22 Andingmen Xibinhe Road, Dongcheng District - 100011 Beijing

Telefon: +86-10-5813-3399

Fax: +86-10-5813-1804

E-mail: -

### PDF Downloads

Company report: CHINA SHENHUA ENERGY COMPANY LTD 'H'



### Company Profile

China Shenhua Energy Co., Ltd. engages in the production and sale of coal and electricity. It operates through the following business segments: Coal, Power, Railway, Port, Shipping, and Coal Chemical. The Coal segment includes the production and sale of coal as well as the operation of coal mines. The Power segment includes the generation and sale of power and electricity. The Railway segment includes the operation of transportation railways for coal and non-coal commodities. The Port segment provides logistics and vessels for coal and non-coal cargo. The Shipping segment includes self-operated vessel management and allocation for coal distribution. The Coal Chemical segment comprises the coal-to-olefins project of Baotou Coal Chemical. The company was founded on November 8, 2004 and is headquartered in Beijing, China.

### Members of Management Board

Yang Jiping	Chairman of Managing Board
Huang Qing	Member of Executive Committee
Li ZhiMing	Member of Executive Committee
Wang Xingzhong	Member of Executive Committee
Xu Mingjun	Member of Executive Committee
Xu Shancheng	Member of Executive Committee
Yang Suping	Member of Executive Committee
Yang Xiangbin	Member of Executive Committee

### Board of directors

Chong En Bai	Member of Supervisory Board
Han Wen Chen	Member of Supervisory Board
Kwok Keung Yuen	Member of Supervisory Board
Rong Ming Yang	Member of Supervisory Board
Xiao Lei Liu	Member of Supervisory Board
Chang Yan Zhang	Member of Supervisory Board
Chao Xiong Tang	Member of Supervisory Board
Da Yu Zhou	Member of Supervisory Board
Feng Zhang	Member of Supervisory Board
Jin zhong Jia	Member of Supervisory Board
Ming Xu	Member of Supervisory Board