

CHINA CONSTRUCTION BANK CORP HONG KONG

ISIN: CNE1000002H1 WKN: -


Overview

2024/05/13 08:15:52	
Price	0.6615 EUR
Difference	0.00% (0.00)

General attributes	
ISIN	CNE1000002H1
Symbol	939
Exchange	Munich
Currency	EUR
Sector	Financial
Security type	Stock
Market cap (m)	160,804 EUR
Benchmark	MSCI WORLD INDEX (STRD, UHD)

Market data	
Bid (Bid size)	0.6604 EUR (4,000)
Ask (Ask size)	0.6715 EUR (8,000)
Open	0.6615 EUR
High	0.6615 EUR
Low	0.6615 EUR
Close (prev. day)	0.6615 EUR
VWAP	0.6615 EUR
Volume (pcs)	0
Trading volume	0.00
Number of trades	1
Last size	0









Futures and Options	
Related Futures	-
Related Options	-

PDF Downloads	
Company report: CHINA CONSTRUCTION BANK CORP HONG KONG	



Information about previous performance does not guarantee future performance.
Source: FactSet

Recent research

on instrument		on sector	
Date		Headline	Download
2024/04/26		Global Equity Ratings	
2024/04/03		Global Equity Ratings	
2024/03/13		Global Equity Ratings	
2024/02/22		Global Equity Ratings	
2024/02/14		Global Equity Ratings	

Details

2024/05/13 08:15:52	
Price	0.6615 EUR
Difference	0.00% (0.00)

General attributes	
ISIN	CNE1000002H1
Symbol	939
Exchange	Munich
Currency	EUR
Sector	Financial
Security type	Stock
Market cap (m)	160,804 EUR
Benchmark	MSCI WORLD INDEX (STRD, UHD)

Market data	
Bid (Bid size)	0.6604 EUR (4,000)
Ask (Ask size)	0.6715 EUR (8,000)
Open	0.6615 EUR
High	0.6615 EUR
Low	0.6615 EUR
Close (prev. day)	0.6615 EUR
VWAP	0.6615 EUR
Volume (pcs)	0
Trading volume	0.00
Number of trades	1
Last size	0

Performance and Risk			
	6m	1Y	3Y
Perf (%)	+21.62%	+3.34%	-2.63%
Perf (abs.)	+0.12	+0.02	-0.02
Beta	0.37	0.61	0.20
Volatility	14.50	17.72	12.85



Price data	
Ø price 5 days Ø volume 5 days (pcs.)	0.6213 EUR (1,600)
Ø price 30 days Ø volume 30 days (pcs.)	0.5842 EUR (267)
Ø price 100 days Ø volume 100 days (pcs.)	0.5589 EUR (293)
Ø price 250 days Ø volume 250 days (pcs.)	0.5481 EUR (287)
YTD High date	0.6615 EUR (2024/05/10)
YTD Low date	0.5168 EUR (2024/01/22)
52 Weeks High date	0.6615 EUR (2024/05/10)
52 Weeks Low date	0.4801 EUR (2023/08/14)

All listings for CHINA CONSTRUCTION BANK CORP HONG KONG					
Exchange	Date	Time	Price	Trading volume (mio.)	Number of trades
Vienna Stock Exchange	2024/05/13	17:32	0.6655 EUR	0.00	2
Tradegate	2024/05/13	18:38	0.6604 EUR	0.19	29
Stuttgart	2024/05/13	10:55	0.6622 EUR	0.00	2
Munich	2024/05/13	08:15	0.6615 EUR	0.00	1
Hong Kong Stock	2024/05/13	10:08	5.63 HKD	-	-

Exchange	13					
Hanover	2024/05/13	08:22	0.655	EUR	0.00	1
Hamburg	2024/05/13	08:01	0.655	EUR	0.00	1
Frankfurt	2024/05/13	08:20	0.655	EUR	0.00	1
FINRA other OTC Issues	2024/05/13	16:38	0.7206	USD	0.97	6
Duesseldorf	2024/05/13	19:30	0.6584	EUR	0.00	5
Berlin	2024/05/13	08:08	0.653	EUR	0.00	1

Company profile

Company Logo



Contact Details

CHINA CONSTRUCTION BANK CORP.

--

No. 25 Financial Street, Xicheng District -
100033 Beijing

Telefon: +86-10-6621-5533

Fax: +86-10-6621-8888

E-mail: ir@ccb.com

PDF Downloads

Company report: CHINA
CONSTRUCTION BANK CORP HONG
KONG

Company Profile

China Construction Bank Corp. engages in the provision of corporate and personal banking services. It operates through the following business segments: Corporate Banking, Personal Banking, Treasury Business, and Others. The Corporate Banking segment provides a range of financial products and services to corporations, government agencies, and financial institutions, which comprises of corporate loans, trade financing, deposit taking, and wealth management services, agency services, financial consulting, and advisory services, cash management services, remittance and settlement services, custody services, and guarantee services. The Personal Banking segment includes personal loans, deposit taking and wealth management services, card business, remittance services, and agency services to individual customers. The Treasury segment represents inter-bank money market transactions, repurchase and resale transactions, investments in debt securities, and trade of derivatives and foreign currency. The Others segment refers to equity investments and revenues, results, assets and liabilities of overseas branches and subsidiaries. The company was founded in October 1954 and is headquartered in Beijing, China.

Members of Management Board

Bing Wang	Member of Executive Committee
Changmiao Hu	Member of Executive Committee
Jinliang Zhang	Member of Executive Committee
Liurong Sheng	Member of Executive Committee
Min Li	Member of Executive Committee
Panshi Jin	Member of Executive Committee
Yong Cui	Member of Executive Committee
Yun Li	Member of Executive Committee
Zhihong Ji	Member of Executive Committee

Board of directors

Jin Liang Zhang	Chairman of Supervisory Board
Hong Lin	Member of Supervisory Board
Kam Chung Leung	Member of Supervisory Board
Sheng Lin Ben	Member of Supervisory Board
Xi Jun Zhao	Member of Supervisory Board
Yang Xia	Member of Supervisory Board
Zhi Hong Ji	Member of Supervisory Board
James Sassoon	Member of Supervisory Board
Bo Tian	Member of Supervisory Board
Fang Liu	Member of Supervisory Board
Graeme Wheeler	Member of Supervisory Board
Huan Liu	Member of Supervisory Board
Jun Liu	Member of Supervisory Board
Kenneth Chung	Member of Supervisory Board
Lu Li	Member of Supervisory Board
Michel Madelain	Member of Supervisory Board
Min Shao	Member of Supervisory Board
William Coen	Member of Supervisory Board

