

SUMITOMO CHEMICAL CO. LTD.

ISIN: JP3401400001 WKN: 4005

Overview

2024/07/05 16:45:47

Price
2.10 EURDifference  1.94% (0.04)

General attributes

ISIN JP3401400001

Symbol 4005

Exchange Stuttgart

Currency EUR

Sector Chemical / Pharmaceutical / Health

Security type Stock

Market cap (m) 3,487 EUR

Benchmark NIKKEI 225

Market data

Bid (Bid size) - (0)

Ask (Ask size) - (0)

Open 2.10 EUR

High 2.10 EUR

Low 2.10 EUR

Close (prev. day) 2.06 EUR

VWAP -

Volume (pcs) 0

Trading volume 0.00

Number of trades 7

Last size 0

Futures and Options

Related Futures -

Related Options -











5Y



Information about previous performance does not guarantee future performance.
Source: FactSet

Recent research

 on sector on market

Date		Headline	Download
2024/06/21		Global Equity Ratings	
2024/06/14		Global Equity Ratings	
2024/05/29		Global Equity Ratings	
2024/04/26		Global Equity Ratings	
2024/04/03		Global Equity Ratings	

Details

2024/07/05 16:45:47

Price

2.10 EUR

Difference ▲ 1.94% (0.04)

General attributes

ISIN	JP3401400001
Symbol	4005
Exchange	Stuttgart
Currency	EUR
Sector	Chemical / Pharmaceutical / Health
Security type	Stock
Market cap (m)	3,487 EUR
Benchmark	NIKKEI 225

Market data

Bid (Bid size)	- (0)
Ask (Ask size)	- (0)
Open	2.10 EUR
High	2.10 EUR
Low	2.10 EUR
Close (prev. day)	2.06 EUR
VWAP	-
Volume (pcs)	0
Trading volume	0.00
Number of trades	7
Last size	0

Performance and Risk

	6m	1Y	3Y
Perf (%)	-5.41%	-25.00%	-51.83%
Perf (abs.)	-0.12	-0.70	-2.26
Beta	0.38	0.58	0.69
Volatility	32.56	29.66	28.01

5Y



Information about previous performance does not guarantee future performance.
Source: FactSet

Price data

Ø price 5 days Ø volume 5 days (pcs.)	2.01 EUR (0)
Ø price 30 days Ø volume 30 days (pcs.)	1.91 EUR (134)
Ø price 100 days Ø volume 100 days (pcs.)	1.96 EUR (61)
Ø price 250 days Ø volume 250 days (pcs.)	2.22 EUR (138)
YTD High date	2.26 EUR (2024/01/08)
YTD Low date	1.81 EUR (2024/06/20)
52 Weeks High date	2.88 EUR (2023/07/28)
52 Weeks Low date	1.81 EUR (2024/06/20)

All listings for SUMITOMO CHEMICAL CO. LTD.

Exchange	Date	Time	Price	Trading volume (mio.)	Number of trades
Tradegate	2024/07/05	22:02	2.12 EUR	0.00	1
Tokyo Stock Exchange	2024/07/05	08:00	367.30 JPY	102.69	12,626
Stuttgart	2024/07/05	16:45	2.10 EUR	0.00	7
Munich	2024/07/05	08:06	2.10 EUR	0.00	2
Frankfurt	2024/07/05	15:29	2.06 EUR	0.00	5

	05					
FINRA other OTC Issues	2024/07/02	21:25	2.03 USD	0.01		1
Duesseldorf	2024/07/05	19:31	2.08 EUR	0.00		7

Company profile

Company Logo



Company Profile

-

Contact Details

SUMITOMO CHEMICAL

--

2-27-1, Shinkawa, Chuo-ku - 104-8260
Tokyo

Telefon: 03-5543-5500

Fax: 03-5543-5901

E-mail: -