

ACADIA HEALTHCARE CORP INC.

ISIN: **US00404A1097** WKN: **00404A109**

Overview

2024/10/18 08:11:12

Price

54.50 EUR

Difference  0.93% (0.50)

General attributes

ISIN	US00404A1097
Symbol	ACHC
Exchange	Stuttgart
Currency	EUR
Sector	-
Security type	Stock
Market cap (m)	4,462 EUR
Benchmark	S&P 500

Market data

Bid (Bid size)	- (0)
Ask (Ask size)	- (0)
Open	54.50 EUR
High	54.50 EUR
Low	54.50 EUR
Close (prev. day)	54.00 EUR
VWAP	-
Volume (pcs)	0
Trading volume	0.00
Number of trades	3
Last size	0

Futures and Options

Related Futures	-
Related Options	-

5Y













Information about previous performance does not guarantee future performance.

Source: FactSet

Recent research

on market

Date	Headline	Download
2024/10/08	 Global Strategy 4Q 2024	
2024/09/27	 Global Equity Ratings	
2024/09/11	 Global Equity Ratings	
2024/09/05	 Global Equity Ratings	
2024/08/12	 Global Equity Ratings	

Details

2024/10/18 08:11:12

Price

54.50 EUR

Difference ▲ 0.93% (0.50)

General attributes

ISIN	US00404A1097
Symbol	ACHC
Exchange	Stuttgart
Currency	EUR
Sector	-
Security type	Stock
Market cap (m)	4,462 EUR
Benchmark	S&P 500

Market data

Bid (Bid size)	- (0)
Ask (Ask size)	- (0)
Open	54.50 EUR
High	54.50 EUR
Low	54.50 EUR
Close (prev. day)	54.00 EUR
VWAP	-
Volume (pcs)	0
Trading volume	0.00
Number of trades	3
Last size	0

Performance and Risk

	6m	1Y	3Y
Perf (%)	-16.79%	-26.35%	+13.07%
Perf (abs.)	-11.00	-19.50	+6.30
Beta	0.23	0.53	0.83
Volatility	50.15	39.50	34.72

5Y



Information about previous performance does not guarantee future performance.
Source: FactSet

Price data

Ø price 5 days Ø volume 5 days (pcs.)	52.80 EUR (0)
Ø price 30 days Ø volume 30 days (pcs.)	60.35 EUR (0)
Ø price 100 days Ø volume 100 days (pcs.)	62.93 EUR (6)
Ø price 250 days Ø volume 250 days (pcs.)	67.16 EUR (3)
YTD High date	80.50 EUR (2024/02/28)
YTD Low date	49.00 EUR (2024/10/09)
52 Weeks High date	80.50 EUR (2024/02/28)
52 Weeks Low date	49.00 EUR (2024/10/09)

All listings for ACADIA HEALTHCARE CORP INC.

Exchange	Date	Time	Price	Trading volume (mio.)	Number of trades
Stuttgart	2024/10/18	08:11	54.50 EUR	0.00	3
Nasdaq	2024/10/18	22:00	52.03 USD	338.93	66,450
Munich	2024/10/18	21:05	51.00 EUR	0.00	3
Frankfurt	2024/10/18	08:03	54.50 EUR	0.00	2
Duesseldorf	2024/10/18	19:32	54.50 EUR	0.00	7
Berlin	2024/10/18	21:52	47.80 EUR	0.00	18

Company profile

Company Logo



Company Profile

-

Contact Details

ACADIA HEALTHCARE CO. INC.

--

Telefon: -

Fax: -

E-mail: -